



# NINTENDO POWER

P.O. Box 37043  
Redmond, WA 98073-0743  
CHANGE SERVICE REQUESTED

BIULI DATE  
U.S. POSTAGE  
PAID  
NINTENDO  
OF AMERICA INC.

## WCW NP WORLD vs. EXCLUSIVE NWO

**STRATEGIES**  
Fighter's Destiny  
Moves & Muscle  
Yoshi's Story  
Bonzer Breakers

**Plus More N64**  
Mystical Ninja Starring Goemon  
Ride: Road to the World Cup '98

FEBRUARY VOLUME 106  
US \$4.99 / CANADA \$5.99



0 45496 69128

**James Bond 007**  
Game Boy Briefing



- High-velocity weapons are trained on you.
- The fate of the free world is in your hands.
- Your NINTENDO POWER subscription is about to expire.

How does it feel  
to be the center  
of attention?

NINTENDO  
POWER

## RENEW THE FOCUS OF YOUR ATTENTION. RENEW TODAY!

Only Nintendo Power magazine gives you the information you need to avoid being caught in the sights of an automatic weapon. Each month you'll learn secrets that will allow you to infiltrate heavily-guarded enemy installations. Every issue will reveal data that will help you destroy the weapons which threaten the security of the entire globe. Call today or use the attached order form, and you'll be rewarded with a FREE Player's Guide worth \$11! Just \$19.95 gets you all 12 monthly issues, PLUS all the extras only subscribers receive: the gigantic January Bonus Issue, Super Power Stamps to spend like cool hard cash on cool stuff from the Super Power Supplies Catalog, and collectible character trading cards. **RENEW NOW! CALL TOLL FREE: 1-800-255-3700.**





# WCW

VS.



# nWo

## \*WORLD TOUR\*

### MAKE YOUR BEST SIGNATURE MOVE!

Are the big boys in the WCW and the NWO eating your lunch? If you're tired of looking like a dope on the ropes, don't get mad—get riven. The February issue has your complete guide to over 100 moves for the best wrestlers featured in all five leagues of THQ's WCW Vs. NWO: World Tour.

PAGE 10



## DKR: THE HIDDEN CODES REVEALED

You would have to complete Diddy Kong Racing dozens of times to uncover all 24 of the random cheat codes that appear in the ending credits. Luckily for you, we have all of the codes in the game, starting on page 50!

PAGE 50



# CONTENTS

VOLUME 105 FEBRUARY 1998

## STRATEGY

<b>WCW Vs. NWO: World Tour</b>	10
<b>Nagano Winter Olympics '98</b>	18
<b>Olympic Hockey Nagano '98</b>	26
<b>Yoshi's Story</b>	28
<b>The Legend of the Mystical Ninja</b>	
<b>Starring Goemon</b>	40
<b>Diddy Kong Racing Codes</b>	50
<b>Fighter's Destiny</b>	51
<b>AeroGauge</b>	62
<b>FIFA: The Road to the World Cup '98</b>	66
<b>James Bond 007</b>	72
<b>Mauj Mollard in Cold Shadow</b>	84

## NAGANO WINTER OLYMPICS '98

As the eyes of the world turn to the XVIII Winter Games at Japan this month, we'll look past there with a review of Konami's Nagano Winter Olympics '98. Read up on the tips you'll need to claim the top spot on the award podium.

PAGE 18



PAGE 40



## THE LEGEND OF THE MYSTICAL NINJA STARRING GOEMON

It feels a little like Mario 64, but how does it play? Get the story on Konami's Legend of the Mystical Ninja, plus strategies and hints for getting past the puzzles, towns and monsters in the first half of the game.

## PREVIEW

**Critic's World** 58

## EVERY ISSUE

<b>Player's Pulse</b>	5
<b>Power Charts</b>	8
<b>Classified Information</b>	36
<b>Counselors' Corner</b>	78
<b>Player's Poll Contest</b>	82
<b>Arena</b>	90
<b>Now Playing</b>	92
<b>Pak Watch</b>	98
<b>Next Issue</b>	106
<b>Game List</b>	108

# PLAYER'S PULSE

Happy Valentine's Day! Love is in the air and so is the spirit of winter sports. Snowboarding, hockey and olympic games abound this season. What winter games are making your heart skip a beat this Valentine's Day, or do sports games make your heart sick?

## Tetris Feedback

Craig MacDonald claims in Volume 103 that Tetris is worse than Shaq Fu. Hello? Tetris is by far the best concept for a Game Boy game. It doesn't need a big screen, colorful and detailed graphics, complex controls, or hours of time to play. My dad travels a lot for work and when he's on an airplane, he plays Tetris. He's tried a few other games, but he always comes back to Tetris and Dr. Mario. Does Shaq Fu have that kind of replay value, Craig?

**Tim Kreider**  
Via the Internet

I completely agree that Tetris is one of the worst games of all time. So much so that I feel it is unfair to even consider Tetris to be a game. I prefer to think of it as an anti-boredom tool to be used in extreme situations.

**Jack Minichon**  
Anderson Island, WA

Tetris is one of the best games of all time. It has a certain magic to it that leaves gamers wanting more. I hope that someday Craig MacDonald will learn to fully enjoy all the capabilities of this wonderful game.

**Jeremy White**  
Lake Charles, LA

Tetris kept millions of people playing the game for almost 10 years and it is still going strong. I don't think it deserved #3 on the top 100, but it's still a great game.

**Matt Krews**  
Via the Internet

Tetris is a huge building block for games everywhere. Its game design is great and has an expanding ability to involve the player.

**Patrick Sullivan**  
Via the Internet



Garvey Chung • Denver Springs, Colorado

I'm glad you put Tetris so high on your list. If anything, it wasn't high enough! Besides, the worst game of all time is the NES "classic" Urban Champion!

**Jay Silverman**  
Via the Internet



Rob Peto • Westsburg, VA, California



Steve Roth • Denver, California

Tetris is one of the best puzzle games I've ever played. Tetris has no end, or last level—that's what makes it cool.

**Erik Svendsen**  
Salem, OR

This puzzler was one of the most successful in history—a version for almost every system, and they are still making different versions to drive even the best of block-layer mad! Tetris, Tetris Plus, Tetris Attack, Tetrisphere...the list goes on! I salute the Russian genius who invented the concept that still keeps us "blockhead" in front of the vid screen.

**Richard Bland**  
Via the Internet

Your Top 100 list named Tetris as the best puzzle game, thus far. Though Tetris is very fun to play, and may be the most widely played puzzle game, it is not the most addictive. That title belongs to Bust-A-Move.

**Gilson Yen**  
Via the Internet

Gilson, you'll be glad to hear that Acclaim will be releasing Bust-A-Move II for Game Boy. And Alexander Rajtko, the creator of Tetris, will be happy to hear how enjoyable his game is and how coloring it adds to his. And as for as Craig MacDonald, we're not sure what he'd like to hear, but it's probably not "we told you so."

## Golden Blunders

You could find only one negative letter about GoldenEye 007? Here is another one for you. GoldenEye is nothing new.

Tetris is the grandfather of puzzle games.

**Steve Voight**  
Via the Internet

How could you not like Tetris, Craig? My teacher even recommended it as something that's challenging, fun and educational at the same time.

**Michael Chagnon**  
Via the Internet

Do you know how many hours I've spent perplexed and tormented trying to place blocks before they fall so fast that I get squished below? Sure, Tetris has a simple concept, but doesn't every game?

It is just another boring, pointless shoot-'em-up just because it lacks mission objectives doesn't mean it suddenly has a deep plot. The truth is, GoldenEye is just a boring game painted pretty with nice graphics.

**Alex Coleman**  
Via the Internet

I cannot see how anyone could enjoy playing GoldenEye. The play control is horrible. In GoldenEye, you are a floating gun. Nothing more. If there is something in your path, you can't tell it's there. "Why am I not moving forward?" (After a few seconds of adjusting the camera angle...) "Oh, I see. There's a fence in front of me." It's awkward to constantly use the analog stick to reorient yourself. Aiming is impossible. Many

praise GoldenEye because, unlike many games of its type, it actually has a plot. Games should not be praised simply because they have a plot. Simply having a plot should be a requirement. Add to that the fact that the game is based on



**Ben Bittou** • *Seattle, Kentucky*

one of the worst movies ever made, and you are left with the following description of GoldenEye: "fun at parties." Yay. Pass the coffee.

**Dan Hegedus**  
Via the Internet

Whoa! Stop the confetti-passing! GoldenEye 007 wasn't based on Weekend at Bernie's III! GoldenEye is *far* from being based on one of the worst movies ever made (what about all those late '80s Lambda flocks?), but we do wholeheartedly agree with you when you say that all games should have a plot.

### Mischief Raters

I am writing because of the low score you gave to

Mischief Makers in Now Playing. A 6.9 overall? How could you? The game should at least have gotten an 8.5!

**Ronald Coley**  
Via the Internet

What the heck were you guys thinking when you gave Mischief Makers a 6.9? Mischief Makers was too good to be compared to Super Mario World! I loved your strategy coverage for Mischief Makers, though. It helped me find those elusive gold gems.

**Tomashiko Yoshiko**  
Via the Internet



**Andy Katsar** • *Redwood, California*

Mischief Makers rocked! It's a game that's very different from any other N64 game I've played. The only thing I suggest is that you should have made the levels a tad bit larger than they were.

**Paul Lave Tyler, TX**

## NINTENDO POWER

Editor

**M. Arahata**

Editor in Chief

**Paul Tilden**

Producer

**Kazuhiko Tsubokawa**

Senior Editor

**Lambert Simart**

Senior Writer/Editor

**Scott Pollard**

Staff Writers

**Jason Leung**

**Berry Munson**

**Paul Shirota**

Contributing Writers

**Andrew Grant**

**Ian Wharton**

Editorial Consultants

**Jeff Bafus**

**Howard Lincoln**

**Peter Math**

**Dan Owens**

**Phil Rogers**

**Jenna Tregalote**

General Assistant

**Kodi Durnest**

**Amy Saylor**

Production Consultants

**Maryami Colwan**

**Machiko Oehler**

**Nancy Ramsey**

Special Projects Supervisor

**Jay Wargala**

Design Lead

**Kira Logan**

Design/Production

**Ben Cotecki**

**Tim Garret**

**Mark Johnson**

**Carol Walter**

Executive Program Associates

**Jessica Brown**

**Van Williams**

Special Advertising & Promotions

**V. DESOVI**

Design Art Director

**Yoshi Ohtsuka**

Production

**Katsuyuki Aomura**

**Scott Dawson**

**Kyle Hunter**

**Chris Inoué**

**Scotty Morris**

**Marty Popovic**

**Ray Sandoval**

Cover Artists

**Griffen Adams**



VOLUME 105 FEBRUARY 1995

Nintendo Power is printed in the USA and published by Nintendo of America, Inc., 1451 S. Bascom Ave., Redwood City, CA 94063. Telephone: (415) 351-1717. FAX: (415) 351-1718. Copyright © 1995 Nintendo of America, Inc. All rights reserved. Nothing may be reproduced in any form without the express written permission of Nintendo of America, Inc. Nintendo Power is a trademark of Nintendo of America, Inc. All other trademarks are the property of their respective owners. All rights reserved. All other trademarks are the property of their respective owners. All rights reserved.

# POWER CHARTS

Even if you're not a fan of the sport, wrestling becomes undeniably fun with THQ's *WCW Vs. NWO: World Tour*. Readers love the game so much that they voted for other wrestling games, too. A few darlings landed in the Most Wanted charts, while a pair of early '90s Super NES wrestling games make belated debuts.

NINTENDO 64 TOP 10

1

GOLDENEYE 007



James Bond has a bunch of big, sweaty guys brea'ing down his neck, and we're not talking about Jews and Twelviyan "Hollyweas" Hogan, Sting, and other WCW and NWO wres'ers here: knock down DINK! to make a surprise debut at #2!

2

WCW VS. NWO  
WORLD TOUR



3

DIDDY KONG RACING



RANK	GAME	COMPANY	LAST	MOVES
1	GOLDENEYE 007	NINTENDO	1	14
2	WCW VS. NWO: WORLD TOUR	THQ	—	1
3	DIDDY KONG RACING	NINTENDO	2	3
4	STAR FOX 64	NINTENDO	3	9
5	MARIO KART 64	NINTENDO	5	14
6	SUPER MARIO 64	NINTENDO	4	17
7	NFL QUARTERBACK CLUB '98	ACCLAIM	6	2
8	TURBO: DINOOSAUR MONSTER	ACCLAIM	7	17
9	MX MYTHOLOGIES: SUP-2000	MIOWAY	—	1
10	SAN FRANCISCO RUSH: EXTREME RACING	MIOWAY	8	7

SUPER NES TOP 10

1

THE LEGEND OF ZELDA  
A LINK TO THE PAST



It's impressive that Link has topped the charts for so long. Even more impressive is that, years after WWF Wrestlemania and WWF Raw were released, both finally crack the top 10.

2

SUPER MARIO RPG



3

DONKEY KONG COUNTRY 3  
DIXIE KONG'S DOUBLE TRIOUBLE



RANK	GAME	COMPANY	LAST	MOVES
1	THE LEGEND OF ZELDA: A LINK TO THE PAST	NINTENDO	1	72
2	SUPER MARIO RPG	NINTENDO	2	22
3	DONKEY KONG COUNTRY 3: DIXIE KONG'S DOUBLE TRIOUBLE	NINTENDO	3	16
4	FINAL FANTASY III	SQUARE	4	58
5	DONKEY KONG COUNTRY	NINTENDO	5	40
6	DONKEY KONG COUNTRY 2: DIETT'S KING QUEST	NINTENDO	7	34
7	CRONO TRIGGER	SQUARE	6	31
8	WWF WRESTLEMANIA: THE ARCADE	MAJESCO	—	1
9	WWF RAW	LIN	—	1
10	KIRBY'S OREAM LAND III	NINTENDO	—	1

GAME BOY TOP 5

1

THE LEGEND OF ZELDA  
LINK'S AWAKENING



Wrestlemania couldn't get into Game Boy's ring: Link, the Kong, and Mario taught off any wres'lers hoping to enter the charts, and none of them even had to wear sequined masks to do the job!

2

DONKEY KONG LAND 3



3

DONKEY KONG LAND 2



RANK	GAME	COMPANY	LAST	MOVES
1	THE LEGEND OF ZELDA: LINK'S AWAKENING	NINTENDO	1	58
2	DONKEY KONG LAND 3	NINTENDO	3	3
3	DONKEY KONG LAND 2	NINTENDO	4	18
4	DONKEY KONG LAND	NINTENDO	5	37
5	SUPER MARIO LAND 2: A GLOOMY GOSSIP	NINTENDO	2	63

1. ZELDA 64 (N64)

2. WCW VS. NWO: WORLD TOUR (N64)

3. NINTENDO 64 OUSA DRIVE

4. DIDDY KONG RACING (N64)

5. GOLDENEYE 007 (N64)

6. WCW NITRO (N64)

7. WWF: VWAR ZONE (N64)

8. SUPER MARIO 64 2 (N64)

9. SUPER MARIO RPG 2 (N64)

10. YOSHI'S STORY (N64)



# MOST WANTED



I bought the game Mischief Makers and have gotten all of the gold gems and achieved almost straight A's. It is a cool game! Fun, challenging, very cool characters, very cool story line, etc. It's not very popular, though. How do I know? Nothing in catalogs, barely any on-line downloads, and only a few NP articles! And I can tell you why most people don't like Mischief Makers: 3D game play. So what! Haven't you ever played a 2-D game that you thought was cool? A good story line and solid characters—that's what makes a game cool. That's what makes RPGs great, and it's true for Mischief Makers, too.

Jeremy Randazzo  
Colorado Springs, CO

### Inspid Vids

The first promo video I ever got from you was the one for Donkey Kong Country and I thought it was pretty cool. Next, I got the N64 video, which was also cool. But then I got the Star Fox 64 video. What the heck happened? When I showed this video to friends they said, "How dumb!" But when they played the game, they thought it was pretty cool. And the Diddy Kong Racing video wasn't such bad. My only request is that you put more substance in your videos.

John Orth  
Via My Internet

We guess we were probably wrong in thinking, "I smell Oscar!" when we made those videos (ugh That odor must have been something else.) One of the perks of being a subscriber is that you'll occasionally receive free videos of game previews. And since they're made especially for NP readers, we'd like to know what you

### Juan: Dinosaur Hunter

In 1992, NP contest winner Chris Houlihan secured his place in gaming history by having his name featured in a hidden area in The Legend of Zelda: A Link to the Past. More than five years later, Juan Gaspar does Chris one better. As grand prize winner of Volume 95's Turbok contest, Juan got a VIP tour of Igeuna Entertainment, where the Turbok team digitized his image and recorded his voice so he could be included in Acclaim's upcoming Turbok 2. With a classified code, dinosaur hunters will be able to see and hear Juan throughout the game. Turbok 2 is already one of the year's most anticipated games, but Juan and other gamers will have to wait until this fall when the game hits stores. Until then, Chris Houlihan's story of having the coolest Nintendo game cameo will be numbered.

At Igeuna in Texas, David Dentstler (the director/creator of the Turbok games) digitized and recorded Juan Gaspar for a secret cameo in the N64 sequel.



think about them. Write us and let us know what you think the videos should be like.

### Nintendo Power Source

While surfing the net the other day and, as usual, I went to the best gaming site on the web: www.nintendo.com. Your new web site kicks serious Bowser booty! It's a lot easier to get around than before, and it looks a lot cooler. Nintendo is getting more poppular on the web and this just enhances your reputation.

Danny McCarthy  
Palmira, VA

### Bogus Bonus

On page 28 of Volume 104's subscriber-only Bonus Issue, we printed Tip 46 under Tip 44. Now, non-subscribers can enjoy part of the bonus—here's how Tip 44 should have read: If you're taking too much damage in Sector Z, line up with the Great Fox and fly into the docking bay just above her engines. You'll fly out the front bay as good as new. This trick won't restore any lost laser upgrades, but you can at least get your shields back up to full strength.

## WRITE AWAY RIGHT AWAY!

Readers are rallying behind the 2-D Mischief Makers. Next month, another N64 side-scroller, Yoshi's Story, will be hitting store shelves. Do 2-D games still appeal to you, or should they be flat-out left to the Super NES and Game Boy? Sound off and send your thoughts to us!

NINTENDO POWER PLAYER'S PULSE  
P.O. BOX 97033  
REDMOND, WA 98073-9733  
E-mail: npapulse@nintendo.com

### PHONE DIRECTORY

## NINTENDO POWER SUBSCRIPTIONS, SYSTEM SETUP AND REPAIR

1-800-255-3700  
(1-800-422-4281 TDD)

8 a.m.-9 p.m. Pacific time,  
Monday-Sunday  
8 a.m.-7 p.m. Eastern  
French and Spanish-speaking  
representatives are available.

## TALK TO A GAME COUNSELOR

1-900-288-0707  
U.S. \$1.50 per minute

1-900-451-4400  
Canada \$2.00 per minute

(1-425-883-9714 TDD)

8 a.m.-8 p.m. Pacific time,  
Monday-Sunday  
7 a.m.-7 p.m. Sunday  
Callers under age 18 must obtain  
parental permission to call.

## POWER LINE

1-425-885-7529

Pre-recorded Game Tips  
and Future Product  
Information

News about new releases and upcoming games for all Nintendo systems. Call for help on Diddy Kong Racing, Super Mario 64, Diddy Kong 2, Gold Eye 007, Star Fox 64, Super Star Wars, Super Mario 64, Street Fighter, Star Wars: Shadows of the Empire, PlayWings 64 and Mortal Kombat Trilogy for the Nintendo 64. There's also a lot for any Super Mario game for the Super NES and NES, Super Mario Land, DO 2, DO 3 for the Game Boy, any Zelda game, Donkey Kong Country 1, 2, and 3, Mischief Makers, Harvest Moon, Last Will and Testament, Banjo of the Sun, Lulu R, Super Metroid, Secret of Evermore, Chrono Trigger, Final Fantasy III, Super Mario RPG, Breath of Fire 1 and 2, Killer Instinct, Street Fighter Alpha 2, Mortal Kombat II, Mortal Kombat 3 and Ultimate Mortal Kombat 3. This call may be long distance, so be sure to get permission from someone prior to the phone bill before you call.

## NINTENDO POWER SOURCE

www.nintendo.com

E-mail: nintendo@nintendo.com

# WCW VS. nWo

## WORLD TOUR

©1997 THQ

Here's a follow-up on last month's coverage of THQ's leg of the wrestling ring. This month we're revealing new info, namely each wrestler's secret combination moves. Every fighter has different abilities, plus some signature moves, and we've charted them all for your grappling pleasure.

### Black Ninja

A controversial member of the renegade Independent Union, this mysterious fighter is cruel to every opponent on the mat, with moves like "Japanese Rack" and "Ninja DDT." It's been said his only spoken words are that he was born to be a ninja.



### Ric Fair

He's unmistakable. The white-blond locks, elaborate costumes and 13 world championships of "Nature Boy" put this WCW fighter in his own league. He's got a mean sucker punch, and if you've got the time, try moving the Control Stick and watch him strut!



#### STRONG GRAPPLES—FRONT

- Hold A+A — Flying Scissors Takeover
- Hold A+Up+A — Wall Walking Triangle
- Hold A+Down+A — Cyclone's Fire Driver
- Hold A+B — Ninja DDT
- Hold A+Up+B — Leg Vice Procr
- Hold A+Down+B — Suplex Press

#### FROM THE ROPES

- A — Leg Whip
- Up+Tap A — Ninja Neck Crank
- Hold A — Back Breaker
- Up+Hold A — Leg Lariat

#### ON THE MAT—FACE UP

- Near+Head+A — Blackout Fendi
- Near+Leg+A — Spinning Leg Bar
- B — Body Drop

#### IN THE TURNBUCKLES

- A+A — Turnbuckle Bruiser
- A+B — Corner Clash
- Hold A+A — Flying Shortback
- Hold A+B — Deadly Rais

#### STRONG GRAPPLES—FRONT

- Hold A+A — Flying Major
- Hold A+Up+A — Revolution Takeover
- Hold A+Down+A — Brain Buster
- Hold A+B — Manhattan Drop
- Hold A+Up+B — Canadian Back Breaker
- Hold A+Down+B — Small Package Press

#### FROM THE ROPES

- A — Fireman's Carry
- Up+Tap A — Arm Whip
- Hold A — Speedy Spine Buster
- Up+Hold A — Flying Drop

#### ON THE MAT—FACE UP

- Near+Head+A — Reverse Climb Lock
- Near+Leg+A — Figure Four Leg Lock
- B — Elbow Drop

#### IN THE TURNBUCKLES

- A+A — Turnbuckle Shoulder Roll
- A+B — Turnbuckle Patch
- Hold A+A — Avalanche Brain Buster
- Hold A+B — Revolution Back Drop



# NWO Attributes

THQ provided these confidential NWO hit rate numbers for Nintendo Power. Attack rates reflect how much damage is inflicted by a wrestler using different body parts. Defense rates indicate how much damage a wrestler receives when hit by a body part.

## HOLLYWOOD NOGAN

ATTACK RATE	DEFENSE RATE
Head 2	Head 2
Chest 4	Chest 4
Arm 1	Arm 3
Leg 3	Leg 1
Jump 3	Jump 4



## ERIC BISCHOFF

ATTACK RATE	DEFENSE RATE
Head 2	Head 2
Chest 3	Chest 3
Arm 5	Arm 3
Leg 5	Leg 4
Jump 1	Jump 1

## SCOTT NALL

ATTACK RATE	DEFENSE RATE
Head 3	Head 2
Chest 4	Chest 4
Arm 4	Arm 3
Leg 2	Leg 1
Jump 2	Jump 3

## SYXX

ATTACK RATE	DEFENSE RATE
Head 3	Head 2
Chest 3	Chest 1
Arm 2	Arm 1
Leg 5	Leg 1
Jump 4	Jump 1

## BUFF BAGWELL

ATTACK RATE	DEFENSE RATE
Head 5	Head 2
Chest 3	Chest 3
Arm 1	Arm 1
Leg 1	Leg 2
Jump 5	Jump 3

## KEVIN NASH

ATTACK RATE	DEFENSE RATE
Head 5	Head 1
Chest 3	Chest 4
Arm 4	Arm 3
Leg 3	Leg 1
Jump 2	Jump 1

## BOGUS STING

ATTACK RATE	DEFENSE RATE
Head 2	Head 2
Chest 3	Chest 3
Arm 4	Arm 2
Leg 2	Leg 2
Jump 2	Jump 3

## SCOTT HOBTON

ATTACK RATE	DEFENSE RATE
Head 3	Head 3
Chest 4	Chest 4
Arm 4	Arm 4
Leg 1	Leg 5
Jump 2	Jump 4

## THQ Pro Tips

The pro testers at THQ have probably played WCW Vs NWO more than anyone, so we asked for their top strategies. First, remember these rules: a block always beats a strike, a strike always beats a grapple, and a grapple beats a block. The best way to knock out a wrestler quickly is to throw your opponent about one third of the distance across the ring onto the ropes. Then run the opposite way and bounce off the ropes. When your opponent runs up to you, nail him with a clothesline. It may take several hits to KO your victim.

# Master Fuji

Truly the master of his sport, Fuji is as powerful as the Japanese mountain he was named for. They say he's older and wiser than he looks, but don't be deceived by his calm exterior. He's every inch an independent Union maverick. No rules, no care for money or other people, just a will to wrestle. Check out his Inverse Fuji Driver for quick head-butting damage, throw an old Fuji Bomb, or try his signature Mountain Splitter, which will have the opponent writhing on the mat. Master Fuji delivers all moves in true IU style.



## STRONG GRAPPLES—FRONT

- Hold A+A — Headlock Punch
- Hold A+Up+A — Fuji Slam
- Hold A+Down+A — Arm Bar Press
- Hold A+B — Inverse Fuji Driver
- Hold A+Up+B — Mountain Splitter
- Hold A+Down+B — Fuji Joint Lock

## STRONG GRAPPLES—REAR

- Hold A+A — Neck Breaker
- Hold A+B — Reverse Joint Lock

## FROM THE ROPE

- A — Leg Trip
- Up+Top A — Fuji Flip
- Hold A — Greedy Grab
- Up+Hold A — Japanese Sleeper Hold

## ON THE MAT—FACE UP

- Near Head+A — Choke
- Near Leg+A — Leg Lock
- B — Knee Drop

## ON THE MAT—FACE DOWN

- Near Head+A — Camel Clutch
- Near Leg+A — Joint Lock
- B — Scorp

## IN THE TURNBUCKLES

- A+A — Corner Crush
- A+B — Fuji Poisoned
- Hold A+A — Fuji Suplex
- Hold A+B — Hit Fuji Splash

# Giant

They don't come bigger than this—at seven foot four and 450 pounds, there's no bearstank in the world that can reach this bruiser. Jack had better just stay at home. This WCW pounder has shocked the wrestling world by beating the great veterans, only to be defeated by "Hollywood" Hogan. Some debut! His weight makes his moves slower, but his leaping locks pack a wallop. Try his signature chokes, like the Choke Slam, which he uses to grab the opponent by the throat and toss him effortlessly to the mat. Can this guy be human?

## STRONG GRAPPLES—FRONT

- Hold A+A — Top Rope Chokehold
- Hold A+Up+A — Overhead Rack
- Hold A+Down+A — Two-Arm Power Bomb
- Hold A+B — Knee Crusher Crash
- Hold A+Up+B — Choke Hold
- Hold A+Down+B — Pile Driver

## STRONG GRAPPLES—REAR

- Hold A+A — Back Breaker Drop
- Hold A+B — Giant Palm Rack

## FROM THE ROPE

- A — Overhead Toss
- Up+Top A — Arm Bar Throw
- Hold A — Power Slam
- Up+Hold A — Sleeper

## ON THE MAT—FACE UP

- Near Head+A — Choke
- Near Leg+A — Leg Crush
- B — Falling Head Butt

## ON THE MAT—FACE DOWN

- Near Head+A — Camel Clutch
- Near Leg+A — Leg Screw
- B — Giant Leg Drop

## IN THE TURNBUCKLES

- A+A — Turnbuckle Sandwich
- A+B — Punching Bag
- Hold A+A — Giant Suplex
- Hold A+B — Giant Swing Throw

# Scott Hall

Scott Hall is the man who came from nothing to destroy the WCW, starting the New World Order with "Hollywood" Hogan and his tag-team partner, Kevin Nash. A true renegade, this cocky wrestler rewrote all the rules with the NWO and once arrived uninvited at a WCW match in progress. Impolite, but who are we to judge? All we know is what he can do, check out his Overhead Toss and Flip Slam. And, once the Special light is flashing, he'll hit his opponent above his head and throw him to the mat with a Flaming Outsider Edge. As Hall himself would say, "Toooo Sweet!"



# Hollywood Hogan

An eight-time World Heavyweight Champion, "Hollywood" Hogan made professional wrestling what it is today—but that doesn't mean he's stopped! When he joined mavericks Hall and Nash to form the NWO, the wrestling world was staggered. In lightning pants and the NWO regulation black, he's still an undisputed leader in the world of wrestling. Try his tricky Top Rope Stinky Leg Drop on a downed opponent, or his Chicken Wing Slam. As his T-shirt says, Hollywood Rules!



## STRONG GRAPPLES—FRONT

- Hold A+A — Standing Clothesline
- Hold A+Up+A — Cross-Body Flip Slam
- Hold A+Down+A — Crutch Crusher
- Hold A+B — Spine Buster
- Hold A+Up+B — Overhead Toss
- Hold A+Down+B — Power Bomb

## STRONG GRAPPLES—REAR

- Hold A+A — Reverse Power Bomb
- Hold A+B — Pain Train

## FROM THE ROPE

- A — Shoulder Drop
- Up+Tap A — Arm-Drum Take-down
- Hold A — Sleeper Hold
- Up+Hold A — Super Spine Buster

## ON THE MAT—FACE UP

- Near Head+A — Headlock
- Near Leg+A — Reverse Leg Lock
- B — Heel Stomp

## ON THE MAT—FACE DOWN

- Near Head+A — Camel Clutch
- Near Leg+A — Reverse Camel Clutch
- B — Elbow Drop

## IN THE TURNBUCKLES

- A+A — Corner Crunch
- A+B — Punching Bag
- Hold A+A — Reverse Trash Compactor
- Hold A+B — Avalanche

## STRONG GRAPPLES—FRONT

- Hold A+A — Top Rope Clothesline
- Hold A+Up+A — Hollywood Hit
- Hold A+Down+A — Hollywood Clothesline
- Hold A+B — Power Lift Body Slam
- Hold A+Up+B — Power Slam
- Hold A+Down+B — Overhead Body Slam

## STRONG GRAPPLES—REAR

- Hold A+A — Chicken Wing Slam
- Hold A+B — Hogan Back Breaker

## FROM THE ROPE

- A — Shoulder Lift
- Up+Tap A — Arm-Drum Take-down
- Hold A — Hollywood Smother
- Up+Hold A — Sleeper Hold

## ON THE MAT—FACE UP

- Near Head+A — Side Headlock
- Near Leg+A — Leg Crusher
- B — Leg Drop

## ON THE MAT—FACE DOWN

- Near Head+A — Surfboard Strangle
- Near Leg+A — Leg Crusher
- B — Elbow Drop

## IN THE TURNBUCKLES

- A+A — Turnbuckle Shoulder Slam
- A+B — Turnbuckle Pommel
- Hold A+A — Avalanche
- Hold A+B — Brain Buster



# Lex Luger

Luger is a former NFL football champion who's turned his strength toward the ring. A WCW World Heavyweight Champion, he isn't fazed by the power of the New World Order and stands tall in all their bouts. This gridiron monster is best at racking his opponents, especially with his signature "Torture Rack." You can see his former career in some of his moves: the Bench Press Slam, which he uses to lift his opponent like a set of weights, and his football Bomb. Also, check out the cruel Spinal Slice, which could break a lesser man's back.



## STRONG GRAPPLES—FRONT

- Hold A+A — Power Slam
- Hold A+Up+A — Bench Press Slam
- Hold A+Down+A — Dynamic Bomb
- Hold A+B — Standing Clothesline
- Hold A+Up+B — Dynamic DDT
- Hold A+Down+B — Spinal Slice

## STRONG GRAPPLES—REAR

- Hold A+A — Fomorian Micky
- Hold A+B — Back Breaker

## FROM THE ROPES

- A — High Body Toss
- Up+Tap A — Shoulder Throw
- Hold A — Arm-Drag Takedown
- Up+Hold A — Super Slam

## ON THE MAT—FACE UP

- Near Head+A — Arm Wrench
- Near Legs+A — Knee Crab
- B — Elbow Drop

## ON THE MAT—FACE DOWN

- Near Head+A — Camel Clutch
- Near Legs+A — Reverse Clutch
- B — Stomp

## IN THE TURNBUCKLES

- A+A — Corner Crunch
- A+B — Turnbuckle Pommel
- Hold A+A — Aerial Stair Buster
- Hold A+B — Diving Body Press

# Kevin Nash

Rock-star named Nash helped make the NWO the powerhouse it is today. As well as being half of "The Outsiders" champion tag-team with Scott Hall, seven-foot Nash is a powerful wrestler on his own. Known for his cruel tricks and witty banter, Nash is also known to have no mercy—and no desire to play by the rules. His best moves have deceptively simple names: Back Breaker, Power Slam and his signature Backknife Power Bomb in which Nash manages to lift his opponent at the waist and toss him across the ring. Can this be legal? Only in the NWO.

## STRONG GRAPPLES—FRONT

- Hold A+A — Standing Clothesline
- Hold A+Up+A — Top Rope Clothesline Slam
- Hold A+Down+A — Shoulder Breaker
- Hold A+B — Back Drop
- Hold A+Up+B — Overhead Slam
- Hold A+Down+B — Power Drop

## STRONG GRAPPLES—REAR

- Hold A+A — Back Breaker
- Hold A+B — Sleeper Hold

## FROM THE ROPES

- A — Shoulder Drop
- Up+Tap A — Sciss Slam
- Hold A — Roping Power Slam
- Up+Hold A — Choke Slam

## ON THE MAT—FACE UP

- Near Head+A — Surfboard Struck
- Near Legs+A — Vertical Knee Buster
- B — Elbow Drop

## ON THE MAT—FACE DOWN

- Near Head+A — Neck Snap
- Near Legs+A — Leg Lock
- B — Boot Stomp

## IN THE TURNBUCKLES

- A+A — Turnbuckle Bumble
- A+B — Body Beat
- Hold A+A — SideKick Suplex
- Hold A+B — Crash And Burn

# Puchtecha

The DCA organization is even more outlaw than the NWC, and Puchtecha is the man to prove it. Like most DCA wrestlers, he is a former pit-fighter known for his cruelty and his ice-cold heart. Puchtecha has learned fighting techniques from around the world, mastering the deadly mambos de marion from Mexico and

the caçoira from Brazil. It shows in his fighting: his Flauta Flip is true pain, and his signature El Tigre Splash executed on a groggy opponent is cruel to the extreme. Just look at his face: does this man know the meaning of "mercy"?



# Sting

WCW VS. NWO

WRESTLING  
NINTENDO 64

A true figure of mystery, Sting is undoubtedly the true star of WCW wrestling. His moves, however, are unpredictable, his allegiances shifting. Sting once appeared high above the ring with a vulture on his shoulder, disappearing in a blackout. Dark vision enters his wrestling as well, as shown by his signature, the Scorpion Death Lock, a move on a downed opponent that twists him into a knot. An eerily painted face marks the "Dark Warrior."

## STRONG GRAPPLES—FRONT

- Hold A+A — Headlock Vice
- Hold A+Up+A — Flauta Flip
- Hold A+Down+A — Spine Buster
- Hold A+B — Face Smash
- Hold A+Up+B — Avocado Crush
- Hold A+Down+B — Brazilian Bomb

## STRONG GRAPPLES—REAR

- Hold A+A — Abdominal Stretch
- Hold A+B — Reverse Bureito Bomb

## FROM THE ROPE

- A — Shoulder Carry
- Up+Tap A — Leg Shoot
- Hold A — Super Spine Buster
- Up+Hold A — Rio Wrench

## ON THE MAT—FACE UP

- Near Head+A — Side Headlock
- Near Leg+A — Leg Lock
- B — Slow Drop

## ON THE MAT—FACE DOWN

- Near Head+A — Cancion Clutch
- Near Leg+A — Ankle Toss
- B — Seat Stomp

## IN THE TURNBUCKLES

- A+A — Corner Crush
- A+B — Street Fight Punch
- Hold A+A — Flying DDT
- Hold A+B — El Tigre Splash

## STRONG GRAPPLES—FRONT

- Hold A+A — Scorpion Death Drop
- Hold A+Up+A — Belly-to-Belly Suplex
- Hold A+Down+A — Power Bomb
- Hold A+B — Face Crusher
- Hold A+Up+B — Stinger Slam
- Hold A+Down+B — Small Package Prio

## STRONG GRAPPLES—REAR

- Hold A+A — Reverse Neck Breaker
- Hold A+B — Atomic Slam

## FROM THE ROPE

- A — Ankle-Drop Takekuma
- Up+Tap A — Back Breaker Slam
- Hold A — Press Slam
- Up+Hold A — Spine Buster

## ON THE MAT—FACE UP

- Near Head+A — Sleeper Hold
- Near Leg+A — Scorpion Death Lock
- B — Stomp

## ON THE MAT—FACE DOWN

- Near Head+A — Bureito Chin Lock
- Near Leg+A — Leg Bar
- B — Smashing Blow

## IN THE TURNBUCKLES

- A+A — Turnbuckle Slam
- A+B — Turnbuckle Pommel
- Hold A+A — Avalanche
- Hold A+B — Super Brain Buster

# THE SUPERSTARS

Once you've finished each league, you'll have a chance to wrestle as one of these famous gladiators. What could be better?



From DDP's killer Diamond Cutter to Glacier's cold Crucifix Crunch to famous "Macho Man" Randy Savage's Macho Splash, you're playing with the best of the bunch. Have your Controller Pak ready—these guys are tough!



## Diamond Dallas Page "DDP"

### STRONG GRAPPLES—FRONT

- Hold A+A — Back Smash
- Hold A+Up+A — Ghost Suplex
- Hold A+Down+A — Frontal Diamond Cutter
- Hold A+B — Diamond Cutter DDT
- Hold A+Up+B — Backflip Slam
- Hold A+Down+B — Spinning Power Bomb

### STRONG GRAPPLES—REAR

- Hold A+A — Diamond Back Breaker
- Hold A+B — Twister Throw

### FROM THE ROPES

- A — Shoulder Throw
- Up+Tap A — Shoulder Toss
- Hold A — Power Slam
- Up+Hold A — Groin Buster

### ON THE MAT—FACE UP

- Near Head+A — Side Headlock
- Near Leg+A — Leg Breaker
- B — Elbow Drop

### ON THE MAT—FACE DOWN

- Near Head+A — Corned Clutch
- Near Leg+A — Leg Bar
- B — Stomp

### IN THE TURNBUCKLES

- A+A — Turnbuckle Smash
- A+B — Corner Blitz
- Hold A+A — Flying Brain Buster
- Hold A+B — Avalanche DDT

## "Macho Man" Randy Savage

### STRONG GRAPPLES—FRONT

- Hold A+A — Funky Chicks
- Hold A+Up+A — Standing Clockwise Chop
- Hold A+Down+A — Screwdriver Slam
- Hold A+B — DDT
- Hold A+Up+B — Machoplex
- Hold A+Down+B — Small Package Piledriver

### STRONG GRAPPLES—REAR

- Hold A+A — Atomic Kick
- Hold A+B — Abdominal Stretch

### FROM THE ROPES

- A — Shoulder Tear
- Up+Tap A — Shoulder Throw
- Hold A — Inverted Atomic Kick
- Up+Hold A — Spike Buster

### ON THE MAT—FACE UP

- Near Head+A — Face Lock
- Near Leg+A — Back Leg Wrench
- B — Elbow Drop

### ON THE MAT—FACE DOWN

- Near Head+A — Corned Clutch
- Near Leg+A — Leg Twist
- B — Felling Blow

### IN THE TURNBUCKLES

- A+A — Corner Crush
- A+B — Macho Mach
- Hold A+A — Macho Head Drop
- Hold A+B — Super DDT

## Glacier

### STRONG GRAPPLES—FRONT

- Hold A+A — Neck Wrap
- Hold A+Up+A — Top Rope Clockwise Slam
- Hold A+Down+A — Backslide
- Hold A+B — Belly-to-Back Suplex
- Hold A+Up+B — Blizzard Take-down
- Hold A+Down+B — Glacier Grapple Press

### STRONG GRAPPLES—REAR

- Hold A+A — Shanghai Strength
- Hold A+B — Backflip Press

### FROM THE ROPES

- A — Arm-Drum Take-down
- Up+Tap A — Leg Scissor Sweep
- Hold A — High Backflip
- Up+Hold A — Arm Bar Take-down

### IN THE TURNBUCKLES

- A+A — Glacier Suplex
- A+B — Blizzard Bomb





# Wrath

## STRONG GRAPPLES—FRONT

- Hold A+A — High Fly
- Hold A+Up+A — Suplex Stomp
- Hold A+Down+A — Shoulder Throw
- Hold A+B — Back Elbow
- Hold A+Up+B — The Rack Slam
- Hold A+Down+B — Power Bomb Press

## STRONG GRAPPLES—REAR

- Hold A+A — Studdie Bash
- Hold A+B — Palmbait

## FROM THE ROPES

- A — Shoulder Flip
- Up+Tap A — Spine Buster
- Hold A — Power Slam
- Up+Hold A — Running Power Slam

## ON THE MAT—FACE UP

- Near Head+A — Side Headlock
- Near Legs+A — Boston Crab
- B — Pulling Head Burt

## ON THE MAT—FACE DOWN

- Near Head+A — Crippler Crossb
- Near Legs+A — Leg Twist
- B — Elbow Drop

## IN THE TURNBUCKLES

- A+A — Iron Maiden
- A+B — Corner Splice
- Hold A+A — Resa Buster
- Hold A+B — Cranium Crab

# HIDDEN HAZARDS

Once you've defeated the first four, you'll reach a hidden organization, with two of the most surprising wrestlers yet. By defeating all the wrestlers in World Heavyweight, you'll reach Joe Bruiser, a dedicated boxer who relies more on his punches than on typical wrestling slams—that's because he's wearing gloves!

After the Cruiserweight level comes Black Widow, the only woman in the game, who destroys her opponents with moves like Death Coil and Spinning Head Sickle. Luckily, we have all these wrestlers' secrets.



# Joe Bruiser

## STRONG GRAPPLES—REAR

- R — Guard and Coiler
- L — Duck

## FRONT OFFENSIVE MOVES

- B — Right Cross
- Up+B — Left Jab
- Hold B — Left Uppercut to the Mountain
- Up+Hold B — Right Uppercut to the Chin
- A — Right Cross
- Up+A — Left Cross
- Hold A — Head Bait
- Up+Hold A — Big Right Uppercut to the Chin

## OFFENSIVE MOVES FROM THE REAR

- A — Kidney Kick
- Hold A — Right Uppercut to the Kidney
- B — Rabbit Foot
- Hold B — T3 Combo

# Black Widow

## STRONG GRAPPLES—FRONT

- Hold A+A — Widow's Peak
- Hold A+Up+A — Spider Slam
- Hold A+Down+A — Rope Slam Press
- Hold A+B — Suplex Sting
- Hold A+Up+B — Crucible Slam
- Hold A+Down+B — Widowmaker

## STRONG GRAPPLES—REAR

- Hold A+A — Shoulder Spin Press
- Hold A+B — Spider Web Slam

## FROM THE ROPES

- A — Big Shoulder Sweep
- Tap/Tap A — Shoulder Flip
- Hold A — Spinning Backbreaker
- Up+Hold A — Spinning Head Sickle

## ON THE MAT—FACE UP

- Near Head+A — Face Lock
- Near Legs+A — Stomach Pinner
- B — Tummytuck Kick

## ON THE MAT—FACE DOWN

- Near Head+A — Spine Clutch
- Near Legs+A — Remora Clutch
- B — Leg Drop

## IN THE TURNBUCKLES

- A+A — Corner Powerb
- A+B — Turnbuckle Slam-OK
- Hold A+A — Wagon BDT
- Hold A+B — Widow's Sting

# NAGANO WINTER OLYMPICS '98

© 1998 Konami Co. Ltd.



**Go for the gold!** Just in time for the XVIII Olympic Winter Games in Japan, Konami introduces Nagano Winter Olympics '98, an NAOC-endorsed, twelve-event sports title for up to four players. If you're looking to up your medal count, check out our strategies for every event!





# OLYMPIC MODE



Olympic mode is a challenge for up to four players against computer-controlled athletes from around the world. Choose any of the twelve events and play for as long as you want—you can play the same event over and over, or add other contests and create your own victory conditions.



The game doesn't keep track of the player with the most medals in Olympic mode, but you can save your best times and scores on a Controller Pak.

Before you compete, you'll need to choose your nationality from one of the sixteen competing nations featured in the game. The Country Select menu displays ten uniforms and national flags.



Pick and choose any of the twelve events for your Olympic mode contest. Up to four players can compete with athletes from around the world in medal competition, and the game won't end until you decide it's time for the closing ceremonies.



# CHAMPIONSHIP MODE



Championship mode is a seven-event contest featuring Snowboard Giant Slalom, 500-Meter Speed Skating, Snowboard Halfpipe, 120-Meter Ski Jump, Aerials, Bobsled and Downhill Skiing. In all timed events, your score is based on your total time.

Championship mode is extremely difficult to successfully complete: If you're going for the gold, you'll have to become a proficient player in every event featured in the Championship.



Championship Mode consists of seven contests, Kanami's own version of a Winter Olympics decathlon.



Impromptu performances won't win points in the Halfpipe or Aerial Jumps. You have to give the judges your planned routine before each competition.



Bobsled and Downhill Skiing are the two final events in Championship mode. You'll need a top-three finish in each event to have a chance at a medal.



# SNOWBOARD



## GIANT SLALOM

The Snowboard Giant Slalom will debut as an event in this year's XVIII Olympic Games at Nagano. The object of this event is to weave through the alternating red and blue gates as fast as possible. This course is fairly flat, so if you keep your line fairly straight, you'll be able to make it through the gates without braking on your edges. While edges produce sharp turns, you'll lose speed using them. Boarders who wimp out and ride their edges will never stand on the podium during the medals ceremony. Speed thrills—get some guts and go for it!



Compared to the upper section of the Downhill, the Snowboard Giant Slalom is flat. Racers can cross the finish line without relying on their edges.



Turn as you pass over the lower portion of each triangle gate. Unlike the square gates used in skiing, the snowboarder's triangular shape allows racers to lean over the gate and easily spot the next gate ahead.



Stay close to each gate and you'll never have to slow down or use your edges. The key to winning the gold in this event is never to use your edges. Even small turns will reduce your speed and dash your chances of standing on the podium.



## HALFPIPE

Like the Snowboard Giant Slalom, the Halfpipe is a new event at this year's Winter Games, and Konami has a bizarre way to play it. Before you start down the halfpipe, select the eight moves you'll perform on the course. There are sixteen moves to choose from, ranging from simple to complicated. As you ride up the wall, you'll see a controller sequence flash in the upper right corner of the screen.



You won't earn a lot of points or the judge's respect if your routine is a bunch of easy moves. The more complicated moves you successfully pull off in the halfpipe, the more points you'll win.



Nagano's Halfpipe event is a lot like a high-pressure game of Simon Says. You must enter the controller moves flashing on the screen or you'll crash.





# SPEED SKATING



## 500 METERS

Timing is the key to winning the gold in the speed skating events. Your racer automatically skates in her lane, so you don't have to worry about steering, and you can focus on timing your strides on the ice. Try to concentrate on pressing the L and R Buttons at the maximum points on both sides of skater's power gauge, sort of like timing your swing for the power gauge in most golf games. Since the 500-Meter Speed Skating race is much shorter than the 1500-Meter event, you can go all out without worrying about your athlete's stamina.



The L and R Buttons control your racer's stride. Press the buttons as the arrow swings to each end of the power gauge.



The longer the stride, the more stamina your racer consumes. The Stamina Gauge won't be a factor on the short, 500-Meter event.



## 1500 METERS

The 1500-Meter Speed Skating is one of the most challenging events in the game. While timing your strides to match the power gauge is important, you need to balance your speed with your remaining stamina. You won't get a second wind, so it's important to conserve your stamina throughout the four laps. Try to match the speed and pace of the skater racing in the other lane, then blow out all of your remaining stamina right after you change lanes on the fourth lap. If you time your move right, you'll run out of energy right at the finish line.



While a fast start is important to winning the race, try not to jump the gun—your racer with three false starts will be disqualified.



Plan your strategy—you can take an early lead and keep up an even pace, or hold back and save your stamina for a big push in the final lap.



An early, three-quarter lap lead is enough to beat your rival, but you'll use up your stamina holding him off at the end.

# SKI JUMPING

## 90 METER

Even with the instruction manual, figuring out the controls for Nintendo's ski jump event is difficult, especially when you're pushing off at the top of the ramp. To start, hold Down on the Control Stick and press the A Button. Keep holding Down on the Control Stick until the exact moment your skier leaves the ramp, then press Up on the Control Stick. Watch the angle of your skier and adjust his balance by tapping the Control Stick as he soars down the hill. Press the A Button again to land.



Hold Down on the Control Stick as you press the A Button to start your jump. Keep holding Down until your skier is about to launch off the ramp.



A good tailwind will lengthen then your jump, but you won't earn a score from the judges until you pull off a solid landing.

## 120 METER

The 120-Meter ramp is much higher than the 90-Meter jump, so the extra height increases your exposure to crosswinds. Wind velocity and direction generally dictate the range of points scored in this event. Expect low scores in crosswind conditions and astronomical scores when the winds are still. Keeping your balance and knowing when to land are the key factors to consider as you fly off the ramp. You will be scored on distance and landing style. Your angle meter will flash red anytime you're off balance. Watch your elevation gauge and extend your air time as much as possible before you touch down.



If the winds are mild or you have a tailwind, you'll find that the best way to get extra air is to flip the Control Stick from Down to Up the moment your skier touches the end of the ramp.



Check the wind gauge in the upper left corner before you make your jump—heavy crosswinds will keep the top jumpers in check, resulting in low scores.



Once you're airborne, use the angle meter on the left to maintain your balance. As you approach the landing zone, start monitoring the elevation gauge on the right.





# ALPINE SKIING



## GIANT SLALOM

The Alpine Skiing Giant Slalom course is faster than the Snowboarding Giant Slalom, but it's still possible to complete this event without using your ski edges on turns—in fact, that's the only strategy for winning a gold medal. The object is to ski between the alternating blue and red gates as you weave your way down the hill. Optimize your performance by memorizing the layout of the course. That way, you can position yourself and anticipate the twists and turns instead of wasting valuable time searching for the next gate.



The easiest way to win the gold medal in the Alpine Giant Slalom is to memorize the toughest parts of the course before you step out of the starting gate. You can drastically reduce your time by anticipating each twist and turn.



You'll sacrifice valuable speed and time if you rely on your edges. Nagano's Giant Slalom course is easy and flat enough to complete without edges.



Turn as close as possible around the gates, but try to avoid hitting them. Hitting a gate hard will throw you off balance and slow you down.



## DOWNHILL

Downhill Skiing is one of the most glamorous and dangerous events in the Olympic Games. Nagano's course is shorter than other Olympic Downhill courses, with plenty of long flats and wide, sweeping turns. These conditions have been reproduced in the game, and players will find that many of the same strategies Olympic racers use will apply in their own races. The key to winning is anticipating the twists in the course and avoiding long, skidding turns. Keep your skis flat on the snow after the first interval time.



If you're going to win the Gold Medal in the Downhill, you'll need to avoid making big turns. Keep your skis evenly on the snow and try to cut across the long, sweeping turns after you've passed under the first interval time barrier.



Big air, big turns and using your edges will cut your speed and ruin your chances at winning a gold medal.



# FREESTYLE SKIING



## AERIALS

If you own a controller with a Turbo or Automatic button, you'll have no problem powering through the Aerial Freestyle event. Before you jump, you'll choose from one of ten different aerial tricks. These maneuvers are ranked according to difficulty. The judges will award more points to the skiers that successfully complete the difficult moves. You need to have power to pull off these moves—the more power you have, the more difficult the move you'll be able to make. Two judges will grade you on your landing. Make sure that you press the B Button just as your skis touch down.



Before you leap, choose one of ten different freestyle aerial tricks. These moves are ranked by order of difficulty.



You'll need power to successfully pull off a maneuver. Rapidly tap the A Button to collect energy before the jump.



After you're airborne, you'll need to concentrate on landing. Press the B Button as you hit the ground.



# CURLING



## PURE STRATEGY

Of all the events in the game, Curling requires the most strategy and plenty of careful planning. For the uninitiated, curling consists of two teams taking turns sliding their four stones down a narrow ice rink at a target, called "the house." After four turns, the team with the most stones in the house wins. You'll

often have two choices when you slide your stone down the ice: you can use it to block your opponents' next shot or you can aim for a score. The team with the last stone often has the best chance of staying in the house.



The object in curling is to slide your stones into the target rings while preventing your opponent from scoring.







# LUGE



## SINGLE

Both the Luge and Bobsled races are held on Nagano's Spiral course. Luge racers use special spiked gloves to propel themselves down the starting ramp. You control the speed of your racer's flaps by alternating between the L and R Buttons on your controller. The faster you tap the buttons, the more momentum you'll carry into the first turn. Compared to the bobsled, luge sleds are extremely light, and they easily flip on high,



Get a solid push-off the starting bars, then alternate between the L and R Buttons to control the speed of your racer's spiked flaps on the ramp.

banked turns. Keep this in mind and try to steer low as you blast through Spiral's tricky turn four.



If you power-up your push off the starting bars, you won't have to work as hard to build up speed on the ramp when you use your spiked gloves.



Steer low on the turns or your luge will suddenly flip over. The trickiest turns on the course are the fourth and the final three turns.

# BOBSLED



## FOUR MAN

The start of the Four-Man Bobsled event is just like the beginning of the Freestyle Aerials—you must quickly press the A Button to get a fast start. A fast start is the most important part in the bobsled race. The game will tell you when to load each rider on your sled as you run down the slope at the start. It is critical that you hit the B Button and load each team member when the green light flashes over his seat position in the sled. After the team is on the course, keep the sled in the middle of the track and away from the walls.



A fast, smooth start is the most critical part of the bobsled race.



To load your team, hit the B Button when the green light flashes over each rider's number. Avoid hitting the walls after your sled is on the course.

VISIT THE  
**NAGANO GAMES**  
[www.nagano.olympic.org](http://www.nagano.olympic.org)

Even if you can't afford a ticket to Nagano, Japan, you can still visit the Official web site of the XVII Olympic Winter Games. This cool site is packed with up-to-date photos, fun facts and information—catch the spirit of the games!



IF YOU'RE ABIG OLYMPIC HOCKEY FAN, MIDWAY GAMES HAS JUST THE THING FOR YOU. OLYMPIC HOCKEY NAGANO '98 FEATURES PLAYERS FROM THE NHLPA.

# OLYMPIC HOCKEY NAGANO '98

Midway Games is aiming for gold—and plenty of cold, hard cash—in its latest hockey game, Olympic Hockey Nagano '98, has over 125 NHLPA players and all fourteen international teams scheduled to play in the XVII Winter Olympic Games. Hockey fans looking for an Olympic thrill with authentic rosters and action won't be disappointed. To ensure outstanding play control and realistic animation, the developers at Atari Games borrowed the best elements from Wayne Gretzky's 3-D Hockey '98. If you're a hockey fan looking for a Olympic Hockey game, and you don't own a Gretzky 3-D Hockey title, this game may light your lamp.



## ROBIN HOODWINKED?



Notte still and/or not flag waving aside, Olympic Hockey plays, sounds and looks like Wayne Gretzky's 3-D Hockey '98. There aren't too many changes, like names beneath every player on the ice and expanded statistics, but Atari Games' developers recycled many elements from the first two Gretzky titles. "Robin Hood and his merry men are up to it again," one of the most annoying phrases in the first Gretzky game, might be Midway's answer to Crybaby Minnie In Yoshi's Island. The simple win squelched in Gretzky '98, but it's back to haunt you again in Olympic Hockey.

© and © 1998 Midway Home Entertainment  
© 1998 Atari Games Corp. All Rights Reserved.

# GAME FEATURES

## TAKE YOUR TEAM ALL THE WAY



Under new Olympic rules, seven international teams must play against each other in a special Qualifying Round.

Under new Olympic rules, seven international teams must play against each other in a special Qualifying Round. There are four modes in the game: Arcade, Quality, Finals and Playoffs. With the exception of Arcade mode, all of the styles of play are designed to replicate an Olympic-style hockey tournament. You can go the distance and play as Austria, Belarus, France, Germany, Italy, Japan or Kazakhstan in the Quality mode, or go up against the powerhouses—Canada, Czech Republic, Finland, Russia, Slovakia, Sweden or USA—in Playoffs or Finals mode. Olympic Hockey lets you customize division seedings to reflect the real Winter Games, so you can recreate all of the Olympic action the way you want it.



Playoffs mode is an elimination round format that uses Olympic rules. The final four teams compete for medals.



Select the Final Round and compete for the medal round. Olympic Hockey lets gamers customize team seedings.

## DEFLECTIONS

You want to defuse to our team, comrade! The Cold War might be over, but Olympic Hockey's Deflections menu lets you switch athletes between national teams. (The Deflections menu is just a clever name for the Trading menu designed for Grotzky '98.) Your only restriction is that you must exchange players for other players who play the same position.



Olympic Hockey's Deflection menu is really a different name for the same trading option menu used in Grotzky '98.

# THE WORLD'S BEST

Are you searching for the best player on your favorite team? We've rated the best players according to their game statistics. But remember, despite their strengths, the players listed below are only as good as the game at the end of the controller.



AUSTRIA—Zaslav



BELARUS—Zaitsev



CANADA—Lindros



CZECH REPUBLIC—Jagr



FRANCE—Laguerre



SLOVAKIA—Bonda



UNITED STATES—LeClair



KAZAKHSTAN—Urasov



ITALY—Brunel



GERMANY—Sturm



FINLAND—Selanne



JAPAN—Watabe




RUSSIA—Yashin



SWEDEN—Sundin

# YOSHI'S STORY™



RIPPED FROM THE PAGES OF YOSHI'S STORY: THE FIRST CHAPTER OF OUR STORYBOOK STRATEGIES FOR UNCOVERING ALL THE HEARTS IN THE FIRST TWO WORLDS.

© 1997 Nintendo

## THE HEART OF THE STORY

Here's the story: To open up all four levels of a world, or "page," in Yoshi's Story, you must first find the three Special Hearts hidden in any of the previous world's levels. Every level contains three hearts, and how many you find will determine where you can go to next. Consult our chart to see how many hearts you'll need for your destination.

	1	2	3	4
1	None	None	None	None
2	None	1 Heart	2 Hearts	3 Hearts
3	None	1 Heart	2 Hearts	3 Hearts
4	None	1 Heart	2 Hearts	3 Hearts
5	None	1 Heart	2 Hearts	3 Hearts
6	None	1 Heart	2 Hearts	3 Hearts



## THE FRUIT

To finish a level, Yoshi must collect 30 pieces of fruit. And it pays to be picky—eating the randomly chosen Lucky Fruit earns more points (right), while finding 30 melons will be even more special (and tricky).

### Random/Lucky Fruit

Poochy has a nose for hidden items. Pound the ground at the spot where he stops and you could uncover hidden fruit.

## THE ENEMIES

An epic cast of enemies is plotting to make sure Yoshi's Story doesn't have a happy ending. Some of the enemies are invincible, some must be egged, while others can become Yoshi food. Shy Guys are the most common foes. While Yoshi has an appetite for the bashful baddies, you'll earn more points if you defeat them by egging them or stomping on their heads. Plus, you'll earn even more points if the Shy Guys match the color of your Yoshi.

## THE HEARTS

Heart Fruits are the smaller hearts that parachute from the sky whenever you eat six of the same fruit in a row. When you gobble the heart fruit, enemies will be temporarily unable to damage you, and they'll transform into your Favorite Fruit if you pound the ground.

When you eat the heart fruits, not only will you be able to expand your tongue farther, but, by pounding the ground, you'll release fruit from their bubbles and change Shy Guys into fruit.



**PAGE 1** Page 1 is the only world in which all four levels are immediately accessible. The higher the level number, the higher the difficulty level, but, in general, Page 1's areas are basic training levels. Even so, not every heart will be easy to find. Yet.



The prowling guard elephant will stop you in your tracks no matter which path you take. He's not very surefooted, however, so pound the ground to knock him off his feet. Before Poli E. Don's has a chance to stand up again, run to the other path to get around him.

Yoshi can't fly to the top of the cliff, but the red reclamation point in the distance will help him get there. When Yoshi licks one, he'll use his tongue to pull himself up on top of the cliff.



After entering the warp wave, lose Pooshy by pounding his itching post into the ground. The dog will lead you to every hidden item and all three Special Hearts.



# BONUS ROUND

When you hop off the cliff, you'll land by a brown question mark box. Breaking it open will start the week-long race, a timed race to the red flag at the end of the long straightaway. Shy Guys will stampede to slow you down, but you can make your jog more manageable by eating and egging them before you actually start your race. After you've cleared a path, break the box open, then dash right.



The most elusive heart has a square block. Pooshy will lead you to a special spot beneath the rock. If you stomp there, a platform will appear. Hop onto it, then free the heart by turning the rock into rubble with one of your egg projectiles.





## LEVEL 1-2



At the second white question mark bubble, hop on an egg at the question mark bubble. When the bubble bursts, a switch will fall out. Hop onto it to make the clouds come out, then quickly hop across them to collect the coins and the first Special Heart.

Yoshi would be caught as far back if he tried to hit the Fuzzy Wiggle. Instead, pounce on it. When you land on a segment of it, that part of its body will turn purple. Once its body is fully purple, it will turn into a melon.



When Yoshi sees a red star, a secret starts. They'll begin to shake faster. If you sniff at the precise location of the star's hiding spot, Yoshi will wave at you. Pound the ground and you'll uncover the secret, such as the Special Heart above the yellow pipe.



Journey to the right after you pass the arrow by Miss Wario #2 until you reach the exclamation point bubble. Shoot it to the cloud a gap-toothed inflatable friend. Push your Control Stick up to extend the balloon skyward, then jump up to snag the floating heart.



## BONUS ROUND

Shoot the mystery box to unleash the balloon buddy. The wind will blowhat on at you, but if you launch eggs at its perch at regular intervals, you'll rattle its wind and knock the wind out of the balloon. Once deflated, your foe will turn into a melon.



Launch an egg at the bubble beneath the two blue square blockers, then enter the vase to warp to the mangoes. Balance the blocks so the stack starts to the right. If you deliver the entire pie to the flag, you'll receive seven melons.



# LEVEL 1-3



Roll onto the left red ball at the cliff, then shoot the bubble to expose the switch. By activating the switch, a series of red balls leading to the clouds will appear. Follow them through the sky to the heart.



The mobile clouds will follow the dotted lines, but you can sometimes create your ride to another path by throwing eggs at the levers. If you run out of eggs, replenish your supply by eating a flying creature when it's yellow.

## BONUS ROUND



After walking past the arrow by Miss Wario #3, you'll spy a large red ball orbiting around a question mark bubble. The bubble contains a heart. The rowing ball will deflect your eggs, so make floating easier by using the lever to roll the red ball out of your way.



The minigame for Level 1-3 is the same as the game in 1-2. Pound the ground at the lower pit to start the game, then catch the seven blocks that fall from the sky. Balance the stack so they hit to the right as you creep carefully right, to the flag, and be especially careful walking over the fall!



After capturing the second Special Heart, wander right to the network of clouds. Hitch a ride through the skies on a cloud, then work your way to the upper right. Directly above the top of the cliff you'll find the Final Special Heart.





Boast the wobbly flying gauntlet and keep it steady by using the Control Stick to the left or right. Steer clear of walls or ledges to keep your craft from vanishing out from under you. Fly to the upper right, then grab the umbrella to glide off the ledge.

## LEVEL 1-4



From the heart, drop down and take one of the right passages. Lock a ship to transform Yoshi into an egg, then push and hold the Control Stick deeply down to the left. When you release the Stick, your egg will jet across skyward to the right, where a cloud cradles the second heart.



## BONUS ROUND

Climb up the red bars by Miss Wump #2, then fly left when you reach the white heart box. Pound the mystery box, then jump into the vase to warp to the long ramp. Leap before reaching the flag, then flutter as far right as you can. The number of medals you win for your effort will be determined by the number on the marker that you land by.



After using your umbrella to float to the bottom, enter the door. Sharp your way up along the red tiles until you reach Poopy. From the dog, climb up and to the left until you reach the top ledge where a Shy Guy guards a Special Heart.



Enter the door on the right ledge by Miss Wump #3. Follow the wind heart. Behind the door, clouds blow an upward. Hop into their updrafts and let the gusts blow you toward the left side of the screen. On one of the left-hand clouds, you'll find where the third heart beats.



# PAGE 2

In the second section of Yoshi's Story, the dinos head below ground. Throughout the world's four underground levels, Boo Buddies, Blargg, Jurassic Toads, and other subterranean badkies are on the prowl for Yoshi. The foes are fierce, but the real heart of the matter will be finding the Special Hearts. Here's a brief rundown for finding the ones hidden in Page 2.



## LEVEL 2-1



What's this, Poochy? Poind the ground where you're standing and a Special Heart will appear! Good dog, Poochy! Good dog! Poochy always appears to point something out.

Journey left below the three elevator platforms, then jump into the cavern with the white tent box. After bursting the bubble, hop on the switch to make the Special Heart appear.



Ride the elevator platforms to the upper right ledge. Jump off its right side, then land left and up. Break the box, wiggle, then stomp the fossil's head. When it's cracked, a heart will appear.

## LEVEL 2-2



In Level 2-2, all three hearts are plain sight. To collect the first one, stand on the bone until it follows you to the heart. Below, you sink into the lava, grab the heart and jump away.

When the Blargg ducks beneath the lava, tap across the gap so you plummet under the rib bones on the right. When you reach the heart, quickly flutter to scramble your way back onto dry land.



You'll find the final heart of ten you pass the elevator platforms and navigate. Stand on the box to lower it into the lava, then leap up into the heart and onto the rib bone.

## LEVEL 2-3



After crossing the orange area that's shattered by the spiked ceiling, venture through the lower passage. Push the box to the right, then climb it to jump to the room that houses the heart.

Journey right, past Miss Warp #2, and follow the path up to the warp vase. When you teleport, you'll face off with a slug. To earn your heart, defeat the slug by throwing eggs at it.



When you find Poochy, pound the ground to make a pair of platforms appear. Climb them to enter the message box overhead. The caverns will be as new to the heart. That's revealed in by badkies.

## LEVEL 2-4



Ry a slider up to the room that sporadically fills up with wisps of smoke. Walk along one of the smoke ribbons to the lower passage on the right to collect the first heart.

Ride the rushing water to the left. You'll eventually wash up in a pool of water in the area directly above it, you'll find a bubble that will become a heart if you egg it.



The final heart is in the top of the room where Miss Warp #4 sleeps. Using the wisps of smoke as bridges, run along the cloudy streams to reach the ceiling where the heart shines.



## PAGE 3

From under the ground to over the ground, the next plot twist in Yoshi's Story takes the Yoshis out of the caves and

high into the skies. In Page 3, Yoshis will "trudge" through snow to ride balloons, storks and teeter-totters that are suspended in midair.



## PAGE 5

The picture book world could be a travelogue, with all the exotic locales contained inside its pages. In Page 4

of Yoshi's Story, the book becomes a naval novel as Yoshi navigates waters that swim with jellyfish, pirate ships and Shy Guys in submarines.



## PAGE 6

The final chapter takes place in Baby Bowser's castle and ends with a climactic battle against him for possession of the see. The [r] Koopa doesn't want the Yoshis to get that far, of course, so he's booby-trapped his pod with buzz saws, falling weights and enough ghouls to haunt Halloween a few times over. Finishing this story won't be easy reading!



## END OF STORY?

Like a good book, Yoshi's Story is something that's hard to put down (or turn off, as the case may be). The game is loaded with secrets and endless ways to earn high scores and journey through the story. With so many possibilities, what's the best way to end the story? Check out NP next month, when we start the second chapter of our Yoshi's Story strategies. Until then, that's all we write.

# CLASSIFIED INFORMATION

0628 6211 3942 0680

MEMBER IDENTIFICATION #

## QUARTERBACK '98 NFL CLUB

### Football February

The pro football season may be over, but the gridiron action is still going strong here at Classified Info. NFL Quarterback Club '98 is in the leadoff spot again this month with eight more terrific codes. To enter these code words, first go to the main menu and then select the Enter Cheat menu. You may use either the Control Pad or Control Stick to select your letters. Press A to confirm. If a code is entered correctly, you'll hear a "whooping" noise.

### Goliath Mode

To ban all of your players into giants, enter **GLYTHMD** on the Enter Cheat menu. Uh, so what have you guys been eating, anyway?



### Blockheads

If you want **JPHSMWR** as your code word, all of your players will be short and wide. Maybe this will help you hold the line of scrimmage!



### Sticky Hands

You won't have to worry about a fumble with this code. Enter **STYCKHNDZ** as your code to give all of your players a grip of steel.



### Speed Up

If you want all of your players to run like Walter Payton, type in **WLTFRPYN** on the Enter Cheat screen. Now go, go, GO!



### Max Speed

If the previous code wasn't good enough for you, type in **MCJLJNSN** ("Michael Johnson") as your cheat. This will allow all your players to run at the maximum normal speed.



### Strong Receivers

Type in **BGBFYFF** on the Enter Cheat screen to pump up your wide receivers. Your "Big Beefy Feet Floaterz" will now perform better overall.



### Jump Farther

If you enter **CRJLWYS** ("Carl Lewis") as your cheat, your players will then jump higher and farther.



### Turbo Mode

For the ultimate in speed, enter **SPRTTRMD** as your cheat. "Super Turbo Mode" will cause all your players to run at superhuman speed.



# Madden Football 64

## More Hidden Teams

Not to be outdone, Madden 64 has a few great codes of its own. To activate a hidden team, first enter the Season mode, select the Front Office option and then choose Create Player. To activate the "97 Conference A" team, enter "HOWLIE" as the player name. To activate the "97 Conference B" team, enter "LEI" as the player name. Enter "AT\_MADDEN" (the underline is actually a space) to activate the All Madden squad. Save the player and exit. Now select Exhibition mode and scroll through the team list.



The secret teams are available in Exhibition mode only.



These teams will be able to traverse most opposing squads with ease.

## REARVIEW MIRROR ASSAULT

## Change Colors

If you'd like a different paint job on your ride, go to the Aircraft Select screen, highlight a plane and repeatedly tap the R Button to scroll through the different choices. This simple trick works in the Main Game, Boss Attack and Practice modes.



Select a new paint scheme and press A to confirm your choice.



You can battle against the forces of evil in style!

## San Francisco RUSH EXTREME DRIVING

## Rush Revelations

We're nowhere near the end of our list of codes for San Francisco Rush, and here are a few more juicy ones for your racing pleasure.

## Change Viewing Distance

During a race, hold the View or L Button and press Up or Down on the Control Stick to change the camera distance and height. Just remember to keep your eyes on the road while you're making the changes!



## Change Fog Color

On the Car Select screen, hold Z and press bottom C three times. If you enter the code correctly, the color of the fog in the viewing window will change.



## Change Weight

To change your car's weight, go to the Setup screen, hold Z and press Up and then Down. Release Z and press Up, Down, Up and Down. Repeat the code to switch between several weight options.



## Track Textures

On the Setup screen, hold right C and press the L Button. Release both buttons and press Z. Repeat the whole sequence. This will change the track textures. Repeat the code to see other choices.



## Special Car

First win any circuit. From then on, if you select the same car you used to win, you can press Z four times on the Track Select screen to enable a special car. This trick works in Circuit races only.



## ClayFighter 63 1/3

### More Claytalities

First off, we apologize for referring to "Claytalities" as mere "fatalities" in the last issue. And guess what? We have a few more for you to try out!

#### Pincer

Blah leads the puch with this nailing Claytality: stand at sweep distance, hold the L Button and press Down, Down, Toward and the B Button.



#### Exploding Drum

Seah's Exploding Drum will blow out more than your opponent's mind! Stand at sweep distance and press Toward, Down and Toward.



#### Death H-Ray

Stand at sweep distance and press Back, Down, Down and Toward. Leave it to the not-so-good Dr. Kilo to come up with a high-tech method for mayhem.



#### Fireworks

You'll have something to celebrate if you can pull off Jaffy's Fireworks display. Stand at sweep distance and press Back, Toward, Back and Toward.



#### Scary

Even hiding under the covers won't protect your opponent from Ichthyod Clay's Scary Claytality. Stand at sweep distance and press Down, Down, Back and the B Button.



## MACE

The Dark Age

### Mech Moves

Last issue, we revealed how to activate War Mech. He's not very useful without a battle plan, so here's a quick primer on some of his better moves.

#### Telescope Arm

Use this telescoping arm attack to catch your opponent off guard: press Back, Toward and Strong Thrust.



#### Anti-Turtle

If someone tries to "turtle," get in close and press Forward, Down and Dash Thrust. You'll convince him or her to come out and fight!



#### Combo 1

You can create combos by linking special moves together. For example, press Dash Thrust, Dash Thrust, Back, Down, Toward and Kick.



#### Combo 2

Try this 4-hit combo on for size. Jump toward your opponent and press Dash Thrust three times and then Strong Thrust once.



#### War Hammer

To unleash War Mech's Execution, deplete your opponent's energy, stand one step away and press Back, Toward, Down, Back and Strong Thrust.



# CLASSIFIED INFORMATION

## ROBOTRON 64

### Cyber Cheats

The future will look a whole lot brighter with this new batch of Robotron 64 codes. The Shield, Flame Thrower, Speed Up and Radiation Spray codes are entered with the Control Pad and C Buttons during normal play. The Game Boy Mode and Auto Play codes are entered on the Setup screen.

#### Shield:

Down, Left, Left C, Right C

#### Flame Thrower:

Down, Right, Down, Right, Right C

#### Speed Up:

Left, Left, Right, Right, Top C

#### Radiation Spray:

Up, Down, Right C, Left C

#### Game Boy Mode:

Up, Down, Right, Left C, Down, Up, Left, Right C, Up, Down

#### Auto Play:

Left, Right, Up, Down, Left C, Right C, Left C, Right C (repeat whole sequence 3 times)



The effects of the weapons and power-up codes are only temporary.



The Auto Play Mode may give you some good hints on defeating the higher levels.

If you have an awesome trick, password or code for our Classified Information files, drop us a line at the address at the right. For access to even more cool codes and tips, check out Nintendo's official web site at [www.nintendo.com](http://www.nintendo.com).

## Extreme-G

### More Name Cheats

We really hit the mother lode with Extreme G, didn't we? Here are a few more name cheats for you: anti grav (turns the screen upside down), fergus (puts a face on the cycles in Shoot-em-up mode), ghostly (makes parts of the track transparent), ra50 (allows you to skip tracks in Extreme Contest mode), stealth (turns all cycles invisible), wired (takes all the textures off the polygons, leaving only the wire frames), and stream (speeds up the game). These names work in Extreme Contest, Single Player and Multiplayer modes.



Change your name before a race. Use lowercase letters only.



Most of these cheats can be combined with one another.

## SECRET OF MANA

### Code Hunter Corner: Orb Alert

This is definitely the last word on the Orb Trick we ran back in Volume 102, we promise! After further testing, we discovered that this trick may be fine for experimenting, but not for actually completing the game. If you obtain all the Sword Orbs with this trick, but then reach a point in the game where you are offered another orb, your game will likely freeze and you won't be able to continue.

Nintendo Power  
Classified Information  
P.O. Box 97033  
Redmond, WA  
98073-9733

# MYSTICAL NINJA

STARRING GOEMON

©1998 Konami  
All Rights Reserved.



A mysterious alien ship is flying over Feudal Japan, transforming historic landmarks into stage props for a gaudy musical. What kind of twisted theater troupe would dare to rewrite history, making all the world a stage? Restore history in Konami's Legend of the Mystical Ninja for the N64, a humorous, one-player adventure game that's a blend of fantasy, history and science fiction. This month we cover the first half of the game and reveal the mastermind behind this fiendish plot.

## AN OFFBEAT COMEDY ADVENTURE

Without a doubt, Konami's Legend of the Mystical Ninja promises to be one of the most bizarre games on the N64. The 3-D adventure game, which looks a lot like a Mario 64 with Zelda elements, is a direct translation of Gashare Goemon, a successful and amusing title available in Japan. Since humor varies from culture to culture, some North American gamers may find that the translated jokes and puns in this game sometimes make little sense. The only reason you'll know that a joke is a joke is that the game has a laugh track—which can be annoying. Still, if you can bear the bewildering dialogue and get used to the exotic place names, you'll find that exploring the creative stages in the Mystical Ninja is time well spent.



Mystical Ninja Starring Goemon is a humorous, action-adventure game that contains role-playing elements.



**MYSTICAL CHAMPIONS**

A mermaid, a robot and two bumbling—if not always hungry—ninja warriors might seem like an unlikely dream team for saving the world, but these multi-talented characters have special skills that are crucial for stopping the alien invasion. The keys to winning this game are learning to be resourceful and relying on teamwork. If you find yourself stuck, try switching to one of the other characters and using the tools and weapons in that character's inventory.



Teamwork is your key to victory. You'll need to switch between the four characters and use their skills to get past the obstacles you'll encounter throughout the game.

**YAE**

A secret ringo agent, Yae is an expert with both swords and guns. As you explore the advanced stages of Mystical Ninja, you'll find someone who will teach her the ultimate spell: the ability to transform into a mermaid.

**SASUKE**

Sasuke is a robot made by a wise man from Iga. While Sasuke has a variety of fire and freezing attacks, he won't be able to help you until you find the two batteries for his power pack. You'll find them in Zussa Town.

**GOEMON**

Goemon carries a pipe that he uses to bash open pots or rough up ugly aliens that get in his way. Early in the game Goemon will find a Chom-Pig, which is the Mystical Ninja's version of Link's Hylian Hook Shot.

**EBISUMARU**

A self-proclaimed "Ninja of Justice," Ebisumaru is laid down in Decto to relax and eat all day. This warrior is slow—he almost waddles—but his hammer is great for smashing enemies and he knows how to cast spells.

**GOEMON IMPACT**

Goemon Impact is a gigantic robot you'll use in special robot battle stages. This simulation-style mode of play is unlike anything you've seen in other adventure games, and it takes time to thoroughly master the robot's complex controls and street fighting combos—but you'll have fun learning.



Goemon Impact stages consist of side-scrolling action and simulation-style battles.



# A BIG LAND FOR A BIG ADVENTURE

Mystical Ninja Starring Goemon is set in Japan and is loosely based on what historians call the Edo Age. You don't need to review a history book to play the game—the most important thing to remember is that this game is huge, with plenty of places to travel through and explore.



## MYSTICAL JAPAN

- 1 OEDO TOWN
- 2 KAI'S COFFEE SHOP
- 3 MOUNT FUJI
- 4 OEDO CASTLE
- 5 ZAKEN TOWN
- 6 KAI'S COFFEE SHOP
- 7 KAI-AWAZI ISLAND
- 8 POLYPORE VILLAGE
- 9 IYO'S COFFEE SHOP
- 10 GHOST TOYS CASTLE
- 11 IZUMI'S COFFEE SHOP
- 12 TEMPLE CASTLE
- 13 SHATEGAI VILLAGE
- 14 DEEDE MOUNTAIN
- 15 SUBMARINE CASTLE
- 16 STONE CIRCLE



The game has many large areas. Later in the game you'll befriend a dragon who will fly you back to any previously explored area.

## OEDO'S IN TROUBLE

### GOEMON TO THE RESCUE—ALMOST

Your adventure begins in Oedo Town. Goemon and his buddy Ebisumaru are trying to bum a free meal when a giant UFO flies over Oedo Castle. A bright beam from the UFO transforms the noble Japanese landmark into a brightly-painted storybook castle. Now the King of Oedo is trapped inside the building by a bunch of roving monsters. It's up to Goemon to save the day—if he can find a way across the castle moat.



Goemon and Ebisumaru punch in punch as always inside Oedo Castle.

### 1 OEDO TOWN



Don't bother getting wet—you can't cross the moat until you get the Chain Pipe from Mt. Fuji.



You won't be able to get past the gate to Musashi until you have the Super Pass.



After you rescue the King of Oedo, he'll move into your humble abode—at least he does believe.





## THE KAI HIGHWAY



A weary traveler resting in the Kai Coffee Shop has a map that he's willing to share with you.

Goemon can swing his pipe or throw money to defeat the Kai Highway monsters.

## THE COFFEE SHOP IN THE SHADOW OF MT. FUJI

You can't rescue the King inside Oedo Castle until you find a Chain Pipe to cross the moat. The panicked citizens remember a guy who made Chain Pipes, but he ran off to Mt. Fuji. This towering volcano is just a short jog down the Kai Highway. If you get tired, you can stop off at the Kai Coffee Shop and talk to other weary travelers. One adventurer even has a map that he's willing to share with you. To activate the map, pause the game by pressing the Start Button and then press the Z Button.



## 3 MT. FUJI



## TO KAI HIGHWAY



## SOUTH SIDE



A rolling stone gathers no moss, but it might gather you as you roll you off the mountain.



Mokubei is a master craftsman. If you make it to his home on top of Mt. Fuji, he'll give you the Chain Pipe you need to get into Oedo castle.

## MAP KEY

- MONEY (2pt)
- DUMPLING
- PARKING DUMPLING
- SILVER FORTUNE DOLL
- GOLD FORTUNE DOLL
- 1-UP
- SILVER KEY
- GOLD KEY
- DIAMOND KEY
- MAP (Ms, Ely, Fud)
- GUARDIAN LOCATION (Ms, Fud)

## GOEMON TO THE RESCUE—REALLY!

Armed with the Chain Pipe and plenty of courage, Goemon and Bibunaru are ready to storm the castle—well, almost. All good rescuers should stock up on supplies and save their progress before going into battle. Items like armor, extra food, and something to protect your noggin are vital for success. Buy a hat and Metal Armor at Oedo's General Store, then get a Plum Rice Ball. If these items seem a little pricey, break open the pots in the first room inside Oedo Castle. You can keep going in and out of the room until you have the cash and supplies you'll need to complete your rescue mission.



Once you have the Chain Pipe, you can use it to cross Oedo Castle's broken bridge.

## THE FIRST BATTLE

### MAZE, MAPS AND MR. ARROW

Oedo Castle isn't a confusing maze, but there are two items you should always look for when you explore castles. The first item is the map—it looks like a miniature elephant and it draws every room you've explored in the maze. The second item you need to find is the guardian locator, which is also called Mr. Arrow. This little guy will point out where the biggest and baddest monster in the maze is located. Once you locate and defeat the guardian in any maze, it will automatically be completed.



**A** This little elephant-shaped attractor arrow locates a floor plan. Find him and you'll have the map.



**B** Don't worry about getting squashed while on top of the stepping platforms to find a silver key.



**C** Flying floor tiles are like to the Past! If you destroy the tiles, you'll get a silver key.



**D** You'll need to explore the three other rooms before returning to unlock this silver lock.



**E** You'll find a gold key in this crowded room if you clear out all of the monsters first.



**F** A great straw head blocks this passage until you defeat Congo. Return here after the battle.

### 1 OEDO CASTLE 1ST FLOOR



### 2 2ND FLOOR



### 3 3RD FLOOR



## CONGO THE NEW KING OF OEDO CASTLE

There's a safe spot beneath Congo's chin. Stand underneath his chin and hit him repeatedly until he unleashes his rotating laser-beam attack. Jump over the beams, then run back underneath his chin and hit away until he explodes.



If you stand beneath Congo's chin, you'll find a spot where you'll be safe from his fiery breath of attacks.



## THE SUPER PASS AND SHINANO IGA

After you topple Congo, the King of Oedo will reward you with his Super Pass. The pass unlocks the gate leading to Mawashi, the coastline outside the walls of Oedo Town. Return to the town and load up on supplies before you show your pass to the guards at Oedo's gates. If you stop in at your house, you'll notice that the King will be living here. At least he'll promise to wash all the dishes while you're gone. Explore Mawashi and get the Silver Fortune Doll before you enter the tunnel leading to Shinano Iga.



The King of Oedo will be so happy that he'll give you his Super Pass. Then you'll be able to leave town.



You don't have to raise the Super Pass on nothin'—the guards will see it when you walk up to them.



## NEW PLACES AND FACES

### TOWN GOSSIP AND BEACH COMBING

With the King of Oedo taking up residence in your house, you won't have any choice but to get on with your adventure. Most of the Oedo townfolk are now gossiping about new topics. Search the village for clues about the invaders,



then make your way through the Shinago Iga tunnel. You won't be able to explore the road to Tahoku until later in the game.

The road to Tahoku might be closed right now, but you can still reach this Silver Fortune Dot.

### MUSASHI



You won't be able to travel down the road to Tahoku until you have S make in your party.

### SHINANO IGA

TO SAZEN TOWN



TO SAZEN

### SHINANO IGA

The first portion of Shinano Iga is a climb up a steep mountain. If you take your time and carefully gauge your jumps, you won't have a problem arriving at the top of the bluff just in time to see the Wise Man's house being obliterated. All that remains will be the Triton Shell. Use it to call Goemon Impact.



Nothing will be left of the Wise Man's house except this Triton Shell. Use it to call Goemon Impact.

Don't worry about climbing into Goemon Impact—he'll automatically beam you aboard.

## KASHIWASHI THE MOUTH-LASER-BEAMING ROBOT

Kashiwashi is the first robot opponent you'll encounter in the game. The key to defeating this oversized mechanized monster is knowing how to use Goemon Impact's weapon control system. Use the Chain Pipe to drag Kashiwashi into pummeling range, then knock him down and riddle him with bullets. Vary your attacks so he can't predict your next move.



The first part of the battle is a side-scrolling chase. Conserve valuable energy by jumping over the ditches and bridges surrounding the towns and forests.

Kashiwashi's palm attack is easy to stop—just wait and punch him in the head the instant before he hits you.



If you can stun Kashiwashi and Goemon Impact has full laser power, you can use the Mouth-Laser Beam to inflict heavy damage.



## YAE JOINS UP

### THE ZAZEN TOWN OF YAMASHIRO

Gosmon and Ebisumaru will meet up with Secret Ninja Agent Yae on the outskirts of Zazen. After watching the duo blast the bad guys with Gosmon Impact, Yae will suggest that she join the party. As they explore the town, the trio should stock up on supplies. While talking to the townsfolk, you'll learn that all the children who have dancing skills have been kidnapped. What's going on? The answer lies behind a stubborn warrior named Benkei.



Yae is hot on the trail of the aliens. You'll catch up to her in Zazen Town.



### 5 ZAZEN TOWN



Your party expands by one when you talk to Yae just outside Zazen Town. Yae's barrocka is a powerful long-range weapon.



A eccentric and lovable knight, Uchiwaka knows how to get past Benkei. Yae & Good Uchiwaka fishing near Duck Creek.



Benkei, a powerful warrior, blocks the bridge to Yamato. If you help Uchiwaka, he'll tell you how to get past Benkei on the bridge.



Like the road to Tabacca, this gate won't open until after you've moved on to other towers. Return to it later.



A besely man stands on top of Mt. Myogatsubo. You can talk to him when Sosaku learns to fly.

The Golden Temple holds the secret to Slumking Magic. Ebisumaru will learn the spell later in the game.

### YAMATO

### ZAZEN'S BRIDGE TO YAMATO

### YAMATO SHRINE



### 1 THE TURTLE STONE



Magic doors begin to happen when you push the Turtle Stone to any of the four points on the compass.



After Benkei is defeated, Gosmon will be able to come and go as he pleases.

With Benkei out of your way, Gosmon and the gang will be free to explore the land of Yamato. There's a towering shrine in the middle of Yamato, but there doesn't seem to be a

way to break the magical seal on the door. This wonderful land is full of magic—there's even a magical rock called the Turtle Stone in the nearby Bamboo Forest. It's rumored that if you push the stone around to each one of the points on the compass, strange things will happen. The Turtle Stone could be

Gosmon's magical key to the Yamato Shrine.



This door is locked. The only way into Yamato Shrine is through the magical gate at the Turtle Stone.



EXIT



To activate the magical gate leading to Yamato Shrine, push the Turtle Stone all the way to the north.





## HUSBAND &amp; WIFE ROCKS



## KII-AWAJI ISLAND

Unlike the tranquil area around Yamato, monsters lurk everywhere on Kii-Awaji Island. If you're on your way to fight the mind-control robot above the Awaji Island Tourist Center, you'll need to keep your strength maxed out. If you take damage during the journey, step off at Kii's Coffee Shop and buy some food. You'll also find a 1-up behind the store—you'll need all the life you can gather for the upcoming battle.



Push the Turtle Stone south to warp to the boat entrance near Husband & Wife Rocks.



Walk beneath this red gate at the top of Husband Rock to teleport back to Kii-Awaji Island.



The guide at the Awaji Island Tourist Center is informative, but he can't help you until you help him.



If the dragon cooperated, you could fly from the Awaji Island Tourist Center to the Shinko District.

## 67 KII-AWAJI ISLAND



## THE BATTLE ON THE DRAGON'S SPINE

Normally, the dragon would take you wherever you wanted to go in Japan, but the aliens have implanted a mind-control robot in the back of his head. It's up to you to defeat the robot and free the dragon. If you have not saved your game since the Turtle Stone, it's probably a good idea to return to Zazen Town to repair your armor and save your progress. The mind-control robot doesn't have super-tough armor, but it's very difficult to maintain your balance while the dragon is twisting and turning high in the sky. After you free the dragon, he'll give a flute to Yae. Yae can use the flute to call the dragon—he'll automatically transport your party to anywhere you've been in Japan.



The dragon rocks and sways as it flies through the sky—keep your balance by rearing up his spine.

## MIND AGAINST MATTER

Maintaining your balance is the toughest part of the battle against the mind-control robot on top of the dragon. You can damage the robot only when it stops spinning. Retreat from the robot while it is spinning, but remain near the dragon's pointed spine so you won't fall.



You can't damage the mind-control robot when it's spinning, so keep your balance and do time until it slows down and flees its stop.

## 68 FOLKPOKE VILLAGE



Can you put a price on a life? Maybe not, but you can buy 1-ups at this store for 500 Fys.



You need to be really small to reach this Silver Fortune Doll beneath the haystack. Return here when Chicomaru learns how to shrink.



# SAVE THE CHILDREN

## FOLKPOKE VILLAGE AND KOMPIRA MOUNTAIN

Like the natives of Zazen, the citizens of Folkpoke are upset because the missing children. What kind of twisted mind would kidnap the kids who can dance? Save your game in the village, then go to the top of Kompira Mountain and make a five-Ryo donation at the Kompira Shrine. You'll be given the Medal of Flames for your generosity.



### TOSA

### THE VINE BRIDGE



## THE SECRET OF DOGO HOT SPRINGS

Armed with the Medal of Flames, Goemon and the gang will venture across the rickety Vine Bridge and all the way to the Dogo Hot Springs to find out that the place is closed. What's up with that? If you talk to the folks gathered inside the Iyo Coffee Shop, one of them will mention that there's a tiny hole in the side of the building housing the springs. If only you were small. A woman in the shop says that she saw a dwarf at the springs—a grumpy guy from Zazen Town. Wait! That sounds like Ushiwaka! Call the dragon and fly back to Zazen.



A customer in Iyo Coffee Shop describes a dwarf who resembles Ushiwaka from back in Zazen Town.



Upon returning to Zazen Town, find Ushiwaka. He'll tell you to visit Zazen's Guidea Temple and eat eight sweets in a row—that's no problem for hungry Ebisumaru.

You must complete a test to earn the Shinku Spell: eat eight sweets within the 100-second time limit.





## IYO PART 2



Ebisumaru can get Goemon and the gang through this line gap after he learns the Shrink Spell.



Iridaaga yourself in Dogo Hot Springs' healing waters by pressing the Z Button.

Use Goemon's Chain Pipe to pull yourself across the holes in the roof leading up to the Ghost Toys Castle.



## HOT WATER AND TERRIBLE TOYS

After completing Ushiwaka's sweet test in Zazen, Goemon and the gang should return to Dogo Hot Springs. With his new Shrink Spell, Ebisumaru will have no problem getting everyone through the tiny mouse hole leading to the springs. If you need to replenish your life, press the Z Button while sitting in the hot water. After everyone is rested, use the Shrink Spell again to continue up the path to the dark and mysterious Ghost Toys Castle. Save your game before you go inside.

## A CREEPY CASTLE

## INSIDE THE GHOST TOYS CASTLE

The Ghost Toys Castle is a dark place. Use Goemon's Medal of Flames to light the magical torches that control the doors inside the haunted keep. Find the power switch to turn on the Crane Game, then play until you win the Wind-up Camera. Ebisumaru can use the camera to find a way through the dark.



## THE DHARMAYO

The Dharmayo is one of the easiest robots to defeat in the game. Use the Wind-up Camera to expose his weak spot, then dodge his bombs and hit him when you have an opening.



Dodge Dharmayo's bombs and use Ebisumaru's Wind-up Camera to expose his hidden weak spot.



## A FINAL WARNING

With Dharmayo destroyed, the mysterious alien leader, Spring Breeze Dancing will step forward to confront Goemon and his friends. Until now, the brave band of warriors has been only a small disruption in Dancing's master plan, but the leader leaves them with a stern warning: If Goemon and his band continue to interfere, Dancing promises to destroy them.



You'll have to go down into the basement to reach the power switch for the Crane Game.



Don't grope in the dark—use Ebisumaru's camera to reveal the path along this tricky floor.



The secret's out! We're rolling out all 21 of DKR's codes so that all you monkeys can tinker with the game.

# DIDDY KONG RACING™

## MAGIC CODES

### TRICK OUT YOUR RIDE

Once you defeat Wiggie, the credits will roll, and the sequence will reveal a magic code that'll soup up your ride in Tracks mode. However, to discover all 21 of DKR's codes, you'll have to beat Wiggie at least 21 times (probably more since the credits display the codes randomly). Or, you can simply input the codes we're listing here. (All codes in red will work in both Adventure and Tracks mode; codes in black work only in Tracks mode.)



#### CODE

ARNOLD  
 BLABBERMOUTH  
 BODYARMOR  
 BOGUSBANANAS  
 BOMBSAWRY  
 BYEBYEBALLOONS  
 DOUBLEVISION  
 FREEFORALL  
 FREEFRUIT  
 JOINTVENTURE  
 JUKEBOX  
 NOYELLOWSTUFF  
 OHROAD  
 OPPOSITESATTRACT  
 ROCKETFUEL  
 TEENYWEENIES  
 TIMETOLOSE  
 TOXICOFFENDER  
 VITAMINB  
 WHODIDTHIS  
 ZAPTHEZIPPERS

#### EFFECT

Big characters  
 Horn cheat  
 All balloons are yellow and purple  
 Bananas reduce speed  
 All balloons are red  
 No balloons in game  
 Select same player  
 Maximum power-up  
 Start with 10 bananas  
 Two-player adventure  
 Music menu  
 No bananas in game  
 Four-wheel drive  
 All balloons are rainbow  
 All balloons are blue  
 Small characters  
 Ultimate AI  
 All balloons are green  
 No limit to bananas  
 Display credits  
 Turn off zippers

## ARNOLD

"ARNOLD" refers to Schwarzenegger and not that little guy from *Different Strokes*, so when you use this code word, you'll pump up your driver to a beefier size. With your wide load, snagging those Silver Coins will be sizably easier.

## BLABBERMOUTH

What's more annoying than the sound of a horn honking? How about a horn that yips or yelps "Whoo-hoo"? This code will replace your horn's toot with your driver's voice.

## BODYARMOR

To make all balloons Shield Balloons, enter "BODY-ARMOR." The code won't work in the battle arenas or in Adventure mode, so the only good you shields will do is protect you from rolling snowballs or UFO laser fire.

## BOGUSBANANAS

Normally, the more bananas you collect, the faster you'll be able to drive. This code throws a wrench in the works by causing bananas to reduce your speed. And it's not always easy to swerve out of the way of some bananas!

## BOMBSAWAY

Too bad this code doesn't work in Adventure mode or battle arenas, because "BOMBSAWAY" turns every balloon into a Red Missile Balloon.

## BYEBYEBALLOONS

If your fellow racers think that DKR's weaponry is the key to winning, burst their bubble by removing all balloons from the track.

## DOUBLEVISION

Every Diddy Kong Racing character races and handles differently, so no multiplayer competition is completely fair. However, with "DOUBLEVISION" you and your friends can select the same driver for a truly even matchup.



## FREEFORALL

If you can't wait to collect three like-colored balloons for the maximum power-up, activate "FREEFORALL." The code is especially helpful in the arenas, since one balloon will give you a bubble, missile pack, purple boost, or green magnet.

## FREEFRUIT

With "FREEFRUIT," you can start out with a higher top speed, thanks to the 10 bananas that the code gives you. Or, handicap your race by activating this code along with the sluggish "BOGUSBANANAS" code.



## JOINTVENTURE

This code lets two players play cooperatively in Adventure mode. Only one needs to win each race, so the other driver can lag behind to shoot down racers who close in on his or her buddy's trail.



## JUKEBOX

Forget about keeping both hands on the wheel and snap your fingers to DKR's 65 tunes by entering the "JUKEBOX" code and then accessing the Audio Options screen.



## NOYELLOWSTUFF

Yes, we have no bananas! You'll have to rely on zippers and Blue Balloons if you use this code, since it will remove all bananas from the tracks.



## OFFROAD

If you have trouble staying on the road, then this is the code for you. "OFFROAD" enables you to drive on grassy and sandy areas without losing speed.



## OPPOSITESATTRACT

"OPPOSITESATTRACT" is the perfect code for racers who are constantly playing catch-up. By entering the magic code, all balloons in Tracks mode (with the exception of the battle arenas) will become Rainbow Magnet Balloons.



## ROCKET FUEL

Blaze through the courses faster than ever by changing every balloon into a Blue Boost Balloon. For even more speed, use this code along with "FREEFORALL" and "FREEFRUIT."



## TEENYWEENIES

The opposite of the "ARNOLD" code is the "TEENYWEENIES" code, which shrinks your character into a dinky driver, giving you a little more room to maneuver on the tracks.



## TIME TO LOSE

To smarten up the CPU drivers, enter "TIME-TOLOSE." The code will increase the CPU drivers' artificial intelligence, making them better racers who can stay neck-and-neck with the leader of the pack.



## TOXIC OFFENDER

If you spend most of your time in the lead dodging missiles, you'll find relief in this code, which turns all balloons green. With only Dropper Balloons available, you can keep the lead by leaving behind oil slicks, mines and bubbles.



## VITAMIN B

Originally, DKR had a 22nd code, High-speed Racing, but the Unlimited Bananas code had the same effect. With "VITAMINB," racers will continue to increase their top speed with every banana they collect beyond the usual 10-banana limit.



## WHODIDTHIS

To view the credits without having to defeat Wizpig, type in "WHODIDTHIS." The sequence, however, won't reveal a new cheat.



## ZAP THE ZIPPERS

Activating "ZAPTHEZIPPERS" will remove all zippers from the courses in Tracks mode. For a race that tests your driving skills rather than your ability to use power-ups and boosts, combine this code with "BYE-BYEBALLOONS" and "NOYELLOWSTUFF."




# III WARIOLAND





COMING SOON  
TO YOUR GAME BOY  
NINTENDO

from



NINTENDO  
POWER



# Fighters Destiny

© 1997 Imaginator

It isn't easy getting a master's degree in **Fighters Destiny**, but it's worth the effort since you'll earn 11 new moves. So plug in a fresh **Controller Pak** and take notes from **Professor Fike**.

## EARN A MASTER'S DEGREE IN FIGHTOLOGY

Jamie Fike, lead tester at Ocean of America, has probably played more **Fighters Destiny** than anyone alive. "I would like everyone to think of me as the **Fighters Destiny** god," Jamie joked. But this fighter, in spite of comic elements like the cow and dummy characters, is serious business to fighting fans. Jamie feels that the point system gives **FD** greater replay value than more standard death match games. "There are so many ways to get seven points," he explained. "And so much skill and strategy is involved. Every match is different because it isn't just three strikes and you're dead."

Who better than Jamie to turn to when you want to beat the **Master Challenge** and earn all the moves in **Fighters Destiny**? For your course of study, we're including Jamie's assessment of each fighter and a list of the moves you can earn, including the moves for the four special characters. Study well, Grasshopper, and perhaps someday you will be the master.



## RYUJI

"Ryuji is comba oriented, more of a Street Fighter kind of character," says Jamie. "This is a balanced fighter, but his kicks are a big strength. The apparatus is like a dragon punch and you can build up the punch by repeatedly hitting the B button. Once your opponent is dizzy from the apparatus, you can use the special to score four points."

GAINED SKILL	BUTTON COMBO	TYPE OF MOVE
--------------	--------------	--------------

Triple High Kick	⊕ BBB	—
Combo High-Low	⊕BBA	—
Con. 3 Kick	⊕ABB	Knock Down
Con. 3 Fist	BB⊕B	Knock Down
Surface Mach Punch	⊕⊕ABB	Counter Float
Surface Mach Punch 2	⊕⊕AABBB	Counter Float
Back Mach Punch	⊕⊕⊕BBB⊕B	Counter
Mach Upper	⊕⊕B	Float
Mach Kick	⊕⊕⊕AAB	Float
Rock Crusher	⊕⊕⊕B	Reel
Shinra-Bansho-Zei	⊕⊕⊕⊕B	Special

The highlighted skills are gained through completing the VS Combat circuit.

# ABDUL

"Abdul specializes in low kicking moves that are hard to block. He often tanks away from his opponent, then does a spin kick low down." Justin emphasized that use of low kicks and punch combos are the way to wear down opponents when you control Abdul. "He uses some misdirection, but he's not nearly as tricky as some other characters and he can be a standard fighter."



GAINED SKILL	BUTTON COMBO	TYPE OF MOVE
--------------	--------------	--------------

Thrust Hell Thrust	ⓈⓈⓈⓈⓈ	—
Fire Ball Sky	ⓈⓈ	—
Hell Jab 2	ⓈⓈⓈ	Cruncher Power Up
S Rapid Snake	ⓈⓈⓈⓈⓈⓈ	—
Rabbit Hell	ⓈⓈ	Counter
Dallah Bow	ⓈⓈⓈⓈ	—
Dallah Cheer	ⓈⓈⓈⓈ	Knock Down
Poison Hand	ⓈⓈⓈ	Reel
Pata-Pata Attack	ⓈⓈⓈⓈⓈ	Knock Down
Bata-Bata Attack	ⓈⓈⓈⓈ	Knock Down
Hell Hyakuretsu-Ken	ⓈⓈⓈⓈ	Special



# PIERRE

According to Mewtwo, Pierre the clown is one of the funniest fighters to use. "Misdirection is his main skill. He has lots of tumbling moves and great throw moves." To defend against Pierre, Justin recommends reversing his throws. "He sets lots of throw moves, so when you see the throw gauge, push away and use your own character's throw move to do the reverse."



GAINED SKILL	BUTTON COMBO	TYPE OF MOVE
--------------	--------------	--------------

Infinity Spin	ⓈⓈ	Move
Double Spin Low 2	ⓈⓈ	Attack Power Up
Combo Elbow	ⓈⓈⓈ	—
Combo Crouch Kick	ⓈⓈⓈ	—
Air Low Kick	ⓈⓈⓈⓈ	—
Quick Middle	ⓈⓈ	—
Crab Kick	ⓈⓈⓈ	Counter Float
Unbelievable	Ⓢ*	Trick Skill
Satellite Kick	ⓈⓈ*	Reel
Delay Sacrifice	ⓈⓈⓈ*	Reel
Back Heel Tap 3	ⓈⓈⓈ*	—
Bamb—counter	ⓈⓈⓈ	Special
Very Mysterious Dance	ⓈⓈⓈ	Special

\* While opponent is locked you.



# LEON

Clearly, Jemima's a huge loose box. "Who?" he asked. "You mean that little guy?" Leon turns out to be another stonking fighter with good technique and lots of counter moves. Check out the counters that you can learn from the Master Challenge for Leon. Leon is also a spencer. He goes into punches and kicks, like the Back Knuckle Spinal.

GAINED SKILL	BUTTON COMBO	TYPE OF MOVE
--------------	--------------	--------------

2 Low Counter High	AA⊕B	Counter
Jolt Knuckle Blow	⊕⊕⊕⊕B	—
Sun Knuckle	⊕⊕⊕⊕B	Counter
Outside Spike	⊕B	Counter-Float
Combo Sinker Arm	⊕⊕BBB	—
Double Spin Kick	⊕⊕⊕⊕B	Knock Down
Rainbow Riser	⊕⊕B	Counter-Float
Rainbow Riser 2	⊕⊕BB	Counter
Rainbow Riser 3	⊕⊕BBB	Float
Rainbow Riser 4	⊕⊕BBBB	Knock Down
Rainbow Riser 5	⊕⊕BBBBB	—
Back Knuckle Melt	⊕BBA	—
Back Knuckle Rise	⊕BBB⊕B	Counter-Float
Jackal Spin Combo 2	⊕⊕⊕B	—
Jackal Spin Combo 3	⊕⊕⊕BB	—
Super Nova	⊕⊕⊕⊕⊕B	Special



# TOMAHAWK

"He's big, but faster than Bob. His main attribute is power and he uses upper body attacks." According to Jemima, if Bob connects on a combo of down big punches, it will make virtually anyone get dizzy. "He's all offense and his kicks aren't great, but the grapple move is very strong. He also has this cool special where he spins fighters around by their legs."

GAINED SKILL	BUTTON COMBO	TYPE OF MOVE
--------------	--------------	--------------

KK Blow	⊕BB⊕B	Knock Down
Drop Kick 2	BBB	Counter Power Up
Power Toe	BB⊕B	Knock Down
Stomping 4	⊕AAAA	—
Flight Kick	⊕⊕⊕B	Knock Down
Low Drop Kick	⊕⊕A	—
Quick Quarter	⊕B	—
All Savate	⊕AB	—
Reverse Drop Kick	⊕B*	—
Throw Reserve	⊕⊕AB	Move
Reserve Breaker	⊕⊕AB ⊕⊕⊕	Throw
Reserve Atomic	⊕⊕AB⊕*	Throw
Reserve Giant	⊕⊕AB⊕⊕⊕⊕⊕	Special Throw
Final Bomber	⊕⊕⊕B	Counter

\* While opponent is behind you.

# MEILING

"Meiling's speed makes her one of the best all-around fighters, but you've got to practice to get good with her." Jesse points out that quickness is Meiling's main attribute, but her hits don't do as much damage as the other fighters. She has tons of combos, both high and low, and that keeps people guessing. "Her specials are very cool, but you have to earn them."



GAINED SKILL	BUTTON COMBO	TYPE OF MOVE
Triangle Heat	+ ⊕B	Ice
Ten-Koo-Thud	⊕B	Counter-Float
Gul-Kaku	⊕⊕A	—
Gul-Ten-Kakusho	⊕⊕ABBBB	—
Gul-Shokaku-Shurai	⊕⊕AAAAA	—
Kin-Kaku	⊕AB	"Crane" Power Up
Middle Kin-Ten-Kakusho	⊕ABBBB⊕	—
Kin-Ten-Kakusho	⊕ABBBB*	Knock Down
Kin-Shokaku-Shurai	⊕ABAAAA	—
Butterfly Attack	⊕B	—
Butterfly Clean	⊕BA	—
Sliding 2	⊕⊕⊕A	Attack Power Up
Dragon Jump	AAAB	—
Cross Elbow	⊕⊕B	—
Shisen Yakuman	B+A:B⊕*	Special
4th Gate Thunder Kick	⊕⊕⊕B	Special



# VALERIE

"If you like to perform aerials, then Valerie is your fighter. It's her specialty and she can juggle opponents in the air with chain combos and air chain combos." Later, when we asked Jesse about Utsi the cow, he said that keeping Utsi in the air is one of the best strategies. For that reason, Valerie should be your prime choice for cow juggling champ.



GAINED SKILL	BUTTON COMBO	TYPE OF MOVE
Double Palm Attack	⊕BBB⊕B	—
Chutotsu-Teng-Chi	⊕⊕B⊕BA	—
Palm Hit Cancel	BBR	Cancel Skill
Sanda-So-Teng-Kyaku	BBBA⊕	Counter
Dance	ABBBA	Knock Down
Low Dodge and Attack	⊕AB	Body Attack
Eagle Killer	⊕⊕B	—
Double Upper	⊕B⊕B	Counter-Float
Elbow Twist Thrust	B*	—
Reshin-Kukow-Sen	⊕⊕B	Special
Heaven Earth Breaker	⊕⊕⊕⊕P	Counter

\* While opponent is behind you.



# BOB

Bob is pretty thick, says Master Fika. "He charges like a football player, and his high attack combos are devastating." Jamie noted that the slow delivery speed can be used against Bob. "He telegraphs his moves so they can be blocked or countered easily." Even so, his long Ete meter makes it difficult to get low point specials against him.

GAINED SKILL	BUTTON COMBO	TYPE OF MOVE
--------------	--------------	--------------

Evil Hammer	ⓈⓈB	Knock Down
Step Hammer	ⓈBⓈBⓈⓈBⓈBⓈB	Knock Down
Combo Heel Bomb	BBⓈB	Reel
Double Horizon Chop	ⓈⓈBⓈB	Knock Down
Dry Bull Head	ⓈⓈⓈBB	—
Combo Middle Stub	AAⓈB	—
IP Body Blow	ⓈABBⓈB	Knock Down
IP Head Rise	ⓈABBⓈB	—
Elbow Twist Right	ⓈⓈBBB	—
Single Heel Bomb	ⓈⓈⓈB	Reel
Omega Torpedo	ⓈⓈⓈB	Knock Down



# NINJA

"He's the trickster. He uses mind attacks. He disappears and reappears, uses lots of juggles, and he has great speed. He's my favorite fighter in the game," Jamie announced, "because he's sneaky. You can lead enemies on, then disappear and reappear behind them and attack from behind." And the Ninja has cool juggles, as well.

GAINED SKILL	BUTTON COMBO	TYPE OF MOVE
--------------	--------------	--------------

Avalanche Knee	ⓈBAB	—
Cho-Chu-Geki	ⓈⓈ	—
Phantom Wood	ⓈⓈⓈⓈⓈBⓈBⓈBⓈA	—
	ⓈⓈⓈBⓈⓈⓈ	—
Phantom Wood 2	ⓈⓈⓈⓈⓈⓈⓈBⓈBⓈAⓈ	Special
	ⓈⓈBⓈⓈⓈⓈB	
Moonlike Feet	ⓈBBⓈB	—
Mau-So-Kyaku	ⓈⓈⓈB	Float
Evil Spread	ⓈB*	Counter
Amagake	ⓈⓈⓈB	Knock Down
Dust	ⓈⓈB	Counter
True Hidden Feet	ABⓈB	—
Armour Crack	ⓈⓈBⓈⓈB	Counter-Float
Chidori-Uchi	ⓈⓈⓈⓈⓈB	Counter

\* While opponent is behind you.

# BORO

Boro is another level of the master. "She's the coolest queen," says Janie. "She's a powerhouse. She has moves when she somersaults and jumps in the air to attack. She has speed, power and great juggling ability." All this strength is almost over-powering, but it's balanced by the fact that you have to earn the right to use Boro by winning the tournament.




GAINED SKILL	BUTTON COMBO	TYPE OF MOVE
High Low Side Kick	⊕BA	—
Joint Jky Cannon	⊕⊕BBB	Counter-Float
Rising Dragon	⊕⊕⊕⊕B	Knock Down
Mau-So-Kwaku 2	⊕⊕⊕⊕⊕BB	Float
6 Back Fist	⊕BBBB⊕B	—
6 Back Fist 2	⊕BBBB⊕BB	—
Plain Step Kick	⊕ABB	—
Plain Step Low	⊕ABA	—
Rainbow Sommersault 2	⊕B⊕B	Counter-Float
Rainbow Sommersault 3	⊕B⊕BB⊕B	Counter
Sommersault Slider	⊕AB	Counter-Float
Elbow Upper	⊕⊕BB	Float



## BONUS CHARACTERS

Once you've mastered the regular characters in the VS. Com tournament, you still have many challenges to keep you busy. The greatest rewards come when you earn the right to use one of the four bonus characters. It isn't easy getting any of them, so if you do, you'll truly be a master.



# MASTER

"He's got a ton of moves taken from just about all the characters, from low to mid to high attacks." He has mastered virtually every type of move in the game, and he has more moves available to him than any other character. Lots of combos, some juggles, some power, kick combos that start high, go low, then go high so they're hard to judge. He's awesome."

Master 3 High Kick	⊕BBB	Master Trick Attack	⊕⊕⊕BBBA
Master 2 High Middle	⊕BB⊕B	Master Mach Kick	⊕⊕⊕AAB
Master 2 High Low	⊕BBA	Master 3 Low Kick	AAA
Master Back Fist	⊕⊕B	Up 3rd Grade High	ABB
Master Bumping Punch	⊕⊕B	Master Sliding	⊕BA
Get a Fall	⊕⊕B	Master Low Kick	⊕A
Master Guts Fist	⊕B	Master Spiral Kick	⊕AB/⊕AB
Fall Asleep	⊕BL	Master Leg Kick	AA
Rising Attack	⊕B	Tomoe Throw	⊕AB
Master Mach Punch	⊕⊕⊕B	Mach Shoulder Throw	⊕⊕⊕BBB⊕AB
Master Mach Punch 2	⊕⊕⊕BBBB	Mach Suplex	⊕AB



# JOKER

"It's not worthy," Jaws laughed when it came time to discuss the Joker. "He's the toughest character to get in the game. You have to beat 100 characters to get him." But if you do, the Joker has the longest chain of combos of any fighter and the most misdirection and counters. "The perfect balance of offense and defense. If you get him, you deserve the title."

One Two Low High High	BBAB
One Two High Low	BBBBA
One Two High Middle	BB+BBB
One Two High Middle Low	BBBBBA
Combo Somersault	BBBB
Middle High	ABB
Piece Kick	BBBB
Force Right	BBBBB
Head Bat	BBB
Head Upper	BBB
Triple Counter Hook	BBB
Double Jolt Low	+BBBA
Elbow Right	BBB
Somersault	BB
Sole Kick	BBBB
Sole Savate	BBB+BB
Sole Ant	BB

Sole Somersault	BBB
Divine Head	BB
Crash Slidder	BBB
Hip Twister	BBB
Dodge and Attack	BB
Neck Hanging Tree	BB
Choke Sleeper	BB
P Special	BBB
Giant Swing	+BBB+BB
Plasma Black Heel	BBB
Joker Fan	BBB
Joker Arrow	+BBB
Joker Buster	BBB
Fire Mill	BBB
Larsteiner	BBB
Volcano Cross Buster	BBB
Blue Star Whip	BBB

\* While opponent is behind you.

# USHI

Jaws explained the best strategy to use against the cow. "She's totally offensive, so don't run and stay away from the edges. Close your combos as long as you can. Juggle. Eat the clock. You have a minute to kill."

Job Shoulder	BBB
Combo Down Shoulder	BBB+BB
Iron Mountain Tackle	BBB
Back Beef Kick	BBB*
Back Beef Low Kick	A*
Acrobat Kick	BBB
Ready For Fight	AB (Far)
Drop Kick	While Ready BB
Horn Head Gun	While Ready BB
Back Surf	While Ready BA
Puzzling Punch	BB
Pile Horn	BB
Beef All	BBB
Dodge and Attack	BB
Long Life Milk	LL
Callon Beef	AB (Close)
Back Giant Swing	BBB+BB*

# ROBERT

"He's very slow and has the least moves of any character. He's a real challenge to use. He's big on grabs and grapples. You'd have to be a master to win with this dandy."

Practice Right Punch	B
Practice Left Punch	BB
Practice Right Kick	BB
Practice Left Kick	BB
Practice Down Punch	BBB
Piston Upper	BBB
Slow Side Hold Throw	BB
Fast Side Hold Throw	BB
Loose Neck Hanging	BB
Tight Neck Hanging	BB
Robert Kick	BBB



**The highways of the world will never be the same once Nintendo's *Cruis'n World* hits the pavement later this year. The developers at Eurocom won't settle for simply cloning Midway's hit arcade game. They're driven to deliver an all new experience, including a circuit mode and four-player action.**

## IT'S THE BEST CRUIS'N IN THE WORLD

**C**ruis'n U.S.A. delivered speed, metal-bending crashes and scenery dear to the heart of every American driver, but times change and ambitions grow. In *Cruis'n World*, four-wheeled adventures will taste the most exotic stretches of pavement (and dirt) that Planet Earth can offer. At



Eurocom, that vision includes revving up the N64's Reality Coprocessor into the red zone. Part of the challenge is keeping the action fast and smooth with two, three and four windows open in multi-player mode. Our preview copy of *Cruis'n World* already performs like a champion, running at a rock-steady 30 frames per second...and the developers have another three months to tweak *Cruis'n* to peak condition. The result is silky steering at all speeds that draws you into the game

like no other racer to date.

Graphics are only one part of the equation. This 96-megabit Pak will feature the *cruis'n* tracks from the arcade *Cruis'n World* plus more than 11 circuit or lap tracks. Players will power up ten cars (not counting all the hidden vehicles) and use new driving techniques to increase speed and smash the competition. There's even a Rumble Pak option to secret we can't reveal it yet. So, let's cruise.





## MILES AND MILES OF MODES

**C**ruis'n World is really two games in one," says Ken Lobb, Nintendo's in-house producer for the game. "There's the cruis'n mode like you get in the arcade, and the championship mode, which is an all new circuit of lap races." For instance, in England in cruis'n mode, you'll race through the hedgerows of the countryside, dodge through London traffic and wind up at the ancient Celtic site of Stonehenge. In the circuit mode, you'll loop through four laps created from the same English scenery but with different turns and straightaways. Since this is a Cruis'n game, you also have to worry about traffic. In cruis'n mode, the default is to have on-coming traffic while in the circuit mode the default is to have no on-coming traffic.

As for the CPU competition, Cruis'n World's drivers are programmed with



varying degrees of aggressiveness. If you're in first place, the drivers around you will be very aggressive, bumping, side-swiping and trying to wheelie over your car. But if you're at the back of the pack, no one really cares about you, so you have a better chance to make up lost ground.



If you believe that winning isn't everything, you won't get very far in Cruis'n World. By winning races, you'll earn power-ups that increase your car's performance.

Since the CPU cars will be passing for power-ups, you'd better remain competitive. You'll also be able to give your car custom paint jobs if you win, and you can save your powered-up and painted hot rod on a Controller Pak for easy transportation.

## BURN RUBBER, SMASH GLASS

**W**hether you're at the front or back of the pack, you'll have to know more special driving techniques than you did for Cruis'n USA if you want to compete. Double-tapping the accelerator forces the car into a wheelie with a burst of acceleration, just like in the arcade game. While in the wheelie, you can drive over cars in front of you or ramp over on-coming traffic. A double tap as you round a corner pushes your car up on two wheels. When you slap another car from a raised position like a wheelie, the other vehicle loses speed dramatically. Talk about your road rage, but the most important move is the drift for rounding corners at high speed. The new Cruis'n World drift technique keeps your momentum high, and the difference between drift speed and non-drift speed increases as you power up your car.



**"I think Cruis'n World is going to beat San Francisco Rush on every front."**

**—Ken Lobb**



# CRUISE THE WORLD FROM ROME TO THE OUTBACK



## EGYPT

If the Pharaohs had cars and roads like this, they would have done a lot more than mummify cats and build pyramids. The course through Egypt may be the shortest in the game, but it's full of surprises,

like the shifting dunes that cover the roadway and send your car flying. One of the great innovations in *Cruis'n World* is the road radar which shows the curves of the course, unlike the straight position radar of the arcade game. A glance at the radar shows you what to expect from the road ahead.

In the circuit mode, this is particularly important since the corners can be far sharper than those in *Cruis'n* mode. The real highlight of the Egyptian track is the Sphinx. Maybe it will tell you the secret of winning on this desert track.



## MEXICO

The wildest thing we noticed when we hit the Mexico course was the spicy salsa tune suddenly having Spanish voices singing along. Our alpha version of the game had six songs, but more are on the way. According to Ken Lobb, the Nintendo producer of *Cruis'n World*, Eurocom has put together one of the best sound tools for



the N64. The Mexico course also features a shortcut, like many of the tracks. "I used to think that San Francisco Rush was the best race," Ken admitted, "but I think *Cruis'n World* is going to beat it on every front." Certainly the textures are rich. Inside the Mayan temple, drivers will see animated textures along the walls, flickering like real torches as they approach

Everywhere the detail is sharper than what you saw in the arcade game, because it's all mipmapped and anti-aliased in real time by the N64.



## AFRICA

The wildlife is the thing in Africa, or will be in the final game. Our early preview copy had all the land forms, hills, jumps and even trees, but the majestic herds of wildebeests, elephants, giraffes and prowling lions weren't yet in evidence. The plan is to have animated critters that cross the road ahead of you or appear along the sides of the road. The dirt track across the savannah has other surprises in store, like a humongous jump. You'll take serious air, but you can control the amount of time you spend with the vultures by pushing forward on the Control Stick to keep the nose of your car down. Air may be good for Michael Jordan, but it slows cars down a lot. You'll also have to deal with split tracks that force you to choose a left or right path. It is truly one of the wildest stretches of road in the world.



## CRUISE THE CARS

The cool cars are a huge part of the *Cruis'n* mystique. You'll select from among ten cars and trucks initially, including the lineup shown here. The vehicles offer a variety of speed and handling characteristics to suit any driver, and they can all be power-up-ed. In addition to these speedsters, more hot wheels are hidden away for experts to uncover. And with the paint power-up option, you can make these beauties your own.

### STALLION P6



TOP SPEED: 142 MPH/229 KPH  
ACCELER: 0.85 C  
DRAG COEFF: 0.23  
0-60 MPH: 2.23 SEC  
POWER: 100 CC-NITROUS INJECTED

### ZOMBIE



TOP SPEED: 147 MPH/237 KPH  
ACCELER: 0.85 C  
DRAG COEFF: 0.23  
0-60 MPH: 2.23 SEC  
POWER: 100 CC-DAVE



## ITALY

The longest course has fluted marble columns and thick trees along the shoulder that will damage your machine just as surely as a rhino on your grill. Ranked as an Expert level track, Italy is a showcase for how Eurocom accomplished some special graphic techniques. One thing that is evident in these pictures is the sense of speed. The effect of speed is visible even in our still grabs is accomplished by using three road surface textures that swap out at different speeds. At slow speeds, you'll see the sharp edges of the center line sections. At medium speeds, the lines begin to blur. By the time you reach maximum speed, the center line texture is a solid line.



Something you can't see is a still happen that is the fade-in of distant objects. Cruis'n games have been notorious for pop-ups because the curves aren't straight and there's no way to hide what's down the road, and no way to include all the polygons and maintain a high frame rate. Eurocom eases the shock of pop-up by fading elements into view as you approach, almost as if things are appearing out of an invisible mist.



## AUSTRALIA

The outback definitely has some of the toughest terrain on the planet, and in Cruis'n World, the Australian course provides the ultimate off-road challenge. The landmark of Ayers Rock, the largest chunk in the world, may not be familiar to everyone, but you won't have much time to admire the natural wonder as you bounce over ruts and pot holes. There's a lot to avoid, and to



help you get the best view of it all, Cruis'n World will have several graphic options. For one thing, you'll have a checklist of all the visible elements on the screen that can be turned off: stuff like the speedometer, radar map, position rank, and so on. Even more important are the four camera positions that take you from the driver's seat to a position at a distance behind the car.

## WORLD WIDE SERVICE

We've touched on just a few of the courses in Cruis'n World, but we raced on many



**"Cruis'n World is really two games in one."**

**—Ken Lobb**

more. In France, the race begins outside of Paris and ends up at the Arc de Triomphe. In Germany, the autobahn snakes beneath



castles in Bavaria. The Chinese course winds along the Great Wall, then heads toward the Forbidden City. From Japan to the United States, Russia and beyond, Cruis'n World spans the globe. The development team at Eurocom is on schedule to complete the ultimate cruise within a few months, and you should be behind the wheel by early summer.



TOP SPEED: 145 MPH/233 KPH  
 0-100: 1.8 SEC.  
 ROAD COEFF: 0.35  
 C.O.D. MPH: 100 SEC.  
 POWER: 242 HP @ 5000



TOP SPEED: 147 MPH/236 KPH  
 0-100: 1.8 SEC.  
 ROAD COEFF: 0.35  
 C.O.D. MPH: 100 SEC.  
 POWER: 238HP @ 5000

## ROAD KING



TOP SPEED: 145 MPH/233 KPH  
 0-100: 1.8 SEC.  
 ROAD COEFF: 0.35  
 C.O.D. MPH: 100 SEC.  
 POWER: 242HP @ 5000

# AeroGauge



Look! Up in the sky! It's not a bird, it's not a plane, it's not Super Man—it's AeroGauge, ASCII's futuristic, flying racer for the N64. If speed is your middle nome, this is your game.

At first glance, you might mistake AeroGauge for F-Zero X. It's fast and it's from the future. But where F-Zero X racers hover just above the track and fly over jumps, AeroGauge is airborne at all times. In fact, the higher you fly, the faster you'll go. The AeroGauge circuit consists of four torturous tracks that twist, dive and wrap around corners as tightly as a python. Two more tracks wait in the wings for champion drivers. One player can challenge the Grand Prix, Time Attack or compete one race at a time while two players can battle for supremacy in the Vs Mode on any track. You can choose from among five cars initially, but if you finish a track with a time ending in 64, you can earn an additional five cars. You may need one of those slick fliers if you hope to win at the two highest levels of speed. Like Extreme-G, the fastest skill level will leave you breathless. Get ready to gasp.

# FLIGHT PLANS

## GRAND PRIX

The Grand Prix circuit consists of four races. Placing in the top six positions will earn you GP points that accumulate to a total that determines the GP winner. First place earns ten points. Second place gets seven points. Third place receives five points. The fourth, fifth and sixth place cars wind up with three, two and one respectively.



## ONE MATCH



As the name suggests, the One Match mode consists of a single match against a field of seven other aerocars. This is great preparation for the GP mode. Before the race begins, you must qualify for starting position by posting two laps, just like in the Grand Prix. The number of laps for the race depends on the track. Most races consist of three laps.

## TIME ATTACK

Here's your chance to set the world record with some incredible laps. Once you've mastered the Grand Prix, the Time Attack can keep you flying. Unlike the other modes, Time Attack allows an infinite lap option, in which you can keep racing as long as you like, hoping to better your lap time while the game keeps track of your top five laps.



# TOTALLY TUBULAR



The round tubes found on each track provide hazards and opportunities. You don't want to slam into the walls or swing wildly around inside the tube because you'll lose speed. Instead, guide your aerocar down the center of the tube, banking to keep the bottom of your car facing the arrows that appear on the sides of the tube.



Positioning yourself above the arrows can boost your speed. The most important part of riding the tubes is entering and exiting them cleanly in the center.

## VS MODE

When the computer just isn't enough competition for you, you'll have to turn to another person and the Vs Mode. Two racers square off in vehicles of their choice to prove who's the better pilot. You can race on any track, but you can't choose the number of laps—that's predetermined. The screen splits into an upper and lower view, and the graphics look virtually as good as those in the one-player mode.



# CHARIOTS OF FIRE


## INTERCEPTOR



Because of its top speed rating, the best all-around hovercar is the Interceptor. This sleek beauty is also a good vehicle for beginning fliers—since its turning, acceleration and shields all rank in the medium range. The Interceptor may be a bit challenging on the later tracks.



## HORNET



Incredible handling and acceleration make the Hornet the easiest chariot to fly without cracking up—a huge advantage on the twisty China town track or the ups and downs of the Neo Arena. Although a bit slower than some other hovercars, it's still a good all-around choice.



## AVENGER



The Avenger may look as bulky as a mail truck, but its strong shielding and stable flight characteristics will keep you on target. Once you've mastered a track, you should be able to cruise in the Avenger. It's also a terrific hovercar in the tubes because of its stability. Don't overlook it.



## SHREDDER



Similar to the Hornet in its acceleration and steering, the Shredder also has some decent shielding. The top speed suffers as a result of its extra weight, but the Shredder still turns in good times in the hands of a pilot who knows where to cut corners. This is a conditional performer.



## BLACK LIGHTNING

Probably the strangest looking aerocar in the *Black Lightning*. The two rear fins would seem to give this flying locomotive great cornering, but that isn't the case. Instead, the BL combines blazing speed, strong shields and stable flight. It's a definite winner.



AEROGAGE



## AEROPAD

The AeroPad is hard to turn. It also has exceptional top end speed. But how do you get it? To get the AeroPad, or one of four other hidden cars, you have to finish a race with the final two digits of your time being 74. Since we're talking hundredths and thousandths of a second, getting the secret cars is a matter of luck.



# THE THREE ESSENTIALS

### BOOST START



If you don't get a blistering start off the line in *AeroGage*, you may as well kiss your chances of victory goodbye. Because all the computer drivers use the boost technique. During the red/ready commands, hold both the brake and the accelerator. When the starter says, "Go!", release the brake and your console will rocket off the starting line.

### HIGH AND LOW



Higher equals faster in *AeroGage*. Always stay at the highest point possible without risking collisions. In tunnels, fly at three quarters the height of the passage. On straightaways, keep your car's nose up to reach its top speed.

### CORNERING



Although the game has a guide icon that lets your car slide around sharp corners, you'll lose much of your momentum if you use it. In most cases, even in the sharpest turns in China Town, you can cut through corners from the outside edge of the track, across the inside 1/4, to the edge. You shouldn't even have to let up on the accelerator.

# GO THE COURSE

To maneuver an aircar in all three dimensions at speeds that exceed 300 mph, you

have to know every twist, turn and obstacle or you'll end up like a bug on a windshield. Our Power Pilots have mapped out the most critical points on each of the four maze courses. Master these and you'll go the course.

KEY

TURNS  
REDEFINITION AREA

## CANYON RUSH

The Canyon Rush course includes a little bit of everything, making it an ideal three-lap course for newbies. The turns are short enough to master easily, but exiting them can be tricky. Stay off the canyon walls at all costs.

The Redemptive track is where your aircar can right itself. No slides and repair any damage. On this course, you can enter the Redemptive on the final straightaway. Look for the entrance on the left side. It's an easy in and out, but it will slow you down.



START

On the final turn before the boss arena is a pit, stay to the inside and have just at the last tire. You should be at your maximum height. Drive it close.



Coming out of the second turn, you need to gain altitude quickly and watch out for the rocks. You'll need the same height to clear the bridge ahead. Although the computer friends give a warning, you should go over the bridge.



China Town may be the most interesting of the tracks, both in appearance and as a challenge. Expect lots of right-angle turns and look for stretches where you can gain altitude. The Hornet is a good car for this three-lap race since it can handle the tight places easily.

The first, and worst, right angle in the course comes at the end of the long corridor. Stay along the right wall and watch for the turn arrow as the wall straightens ahead. At the corner, cut across the inside of the angle.



## CHINA TOWN

The Redemptive track in China Town is a tunnel that dips below the main course. The track splits just after entering a red-walled passage, so stay low as you approach the Redemptive entrance. Stay in the center of the track through the Redemptive area.



When you enter the city canyon, head up as quickly as possible. Not only do you gain speed at altitude, you'll also be able to cut right across the lower buildings in the city below. Follow the other cars and look for arrows.



START





## BIKINI ISLAND




When you blast out of the long, narrow tube, you'll take a sharp left. Ignore the curve as it is laid out in the water below and cut straight across to the cliff in the island. This straight line can give you the lead.



The Redemption area entrance is behind the waterfall to the right of the main course. Look for the light spot in the waterfall and take a deep breath.

The Bikini Island course may have beautiful beaches, but you'll never see them as you complete three grueling laps through some of the most difficult tubes in the game. Always look for places to shave corners. Taking a slightly shorter route is the best way to get ahead in AeroGauge.

After exiting the first tube, closely watch the left side of the course. Ahead, you should see a concrete section of wall. Just inside it to the left is a narrow passage where you can cut a corner.



## NEO ARENA




The narrow tunnels indicate whether you should fly over or under them intelligently. You can fly beneath the bridge that is designated as a fly-over if you stay low and to the right. The middle is blocked by a glass section.



The Redemption area is subterranean in this course. The track rises to a crest, then falls into a tunnel. Maintain some altitude, but when the track starts to dip, head downward.

This course is the longest, at 5,743 meters, so the race is only two laps around. Still, with lots of blinding fog and alternate routes, the Neo Arena is the most challenging of the four main courses. This is one course where too much altitude can kill you.

You have several choices at this junction. The upper tube is a twisting maze. It's the shortest route through this area, but if you exit it apassing, you'll crash into a wall. The safer route is to take the lower tube! Although it's longer, you won't crash.



## OUR GAUGE



There's more racing left in this Pak with two hidden courses and five secret aerocars. Mastering the three levels of difficulty, or levels of speed, won't be easy. At it's most challenging, AeroGauge immerses players in a 3-D experience that takes them to the edge of disaster. Our only regret is that there isn't more.

# FIFA™

## ROAD TO THE WORLD CUP

# 98

What better way to kick off the 1998 World Cup than with a stunning soccer game from EA Sports? The latest FIFA for the N64 looks incredible and plays great—a definite World Cup contender.

© 1997 by Electronic Arts  
All Rights Reserved.



## TAKE ON THE WORLD

Even if you're not a huge soccer fan, you owe it to yourself to check out this game from EA Sports just to gawk at the animation. It looks like a live, televised match, except that you're in control of the action. From one to four players can join in the ugg-fest, and what they'll find is that not only does FIFA '98 look great, it handles like a pro, as well. How did FIFA go from last year's so-so offering to this year's killer app? We suspect lots of hard work and a little magic. With all the modes and features you could want, a wide range of control options, Controller Pak compatibility, and good sound and AI, FIFA '98 offers a serious challenge to Konami's ISS 64.



Choose any team from any federation to challenge any other team in a single match in the Friendly mode.



League mode includes teams from 11 national leagues. Up to eight players can join in the tournament.



The real stars from the U.S.A., Mexico, Europe, South America and around the world display their true strengths, weaknesses and physical characteristics.



The Road to the World Cup uses the same groups and qualifiers in the biggest international sporting event of the year.



Penalty shootout mode is a five-round contest in which players shoot and goal tend at turn's end.



In Training mode, you can choose your team and practice five scenarios on offense or defense.





# YOU'VE GOT THE SKILLS

FIFA '98 probably has the most extensive player control options of any sports game. Players can choose simple or complex controls for most moves and several modes, including pass back and target mode.

Other control options include eight defaults, three difficulty settings, assisted headers and auto crosses. Advanced players have dozens of moves and beginners have plenty of AI assists.

## In the Air

Some of the most spectacular moves in soccer don't happen on the pitch but in the air. When the ball is airborne, switch to the closest player to perform bicycle kicks, headers and volleys. The selection of the moves is dependent on the height of the ball when you jump. Using the B Button, your aerial move becomes a shot on goal, but you can also activate the aerial move to pass by pushing the bottom C Button.



## Keep It Moving

Good ball control means possession, and if you can keep the ball, you can score. In FIFA '98, players aren't limited to dribbling, passing and shooting. You can roll the ball over and run off the ball to take out defensive players. You can hop over the ball and lift it over a sliding defender in indoor matches, you can even pass the ball to yourself off the wall.



NFL defenders could learn a thing or two about bringing down their opponents by playing FIFA '98. Not only can you perform sliding tackles and regular tackles, you can also deck players with hard tackles by pushing the top C Button while charging the ball. You can even take being tackled in the hopes of getting a yellow card thrown on your opponent—just don't do it near a ref.

# BRING IT INDOORS

If you like fast, high-scoring action, the indoor soccer stadium in friendly mode turns FIFA '98 into a blazing, arcade-like contest with five players on each side. Since the ball bounces off the walls, there's no out-of-bounds. You can use all the moves and any team while playing inside.



With just five players on each team, you can set up a four-player match with all four players taking on the CPU or any other combination. This is great sports action even if you aren't a soccer fan.

## Pass It Back

The Pass Back mode gives you the freedom to pass the ball to a CPU player, then maneuver your highlighted player to receive the ball in the open. Using this mode, you can set up great scoring opportunities. If the currently highlighted player is out of the action, you can cycle through all 19 players, then pass the ball to the one in the best scoring position. Use this option while running set plays for a killer attack.



## Bone-crushing Tackles

NFL defenders could learn a thing or two about bringing down their opponents by playing FIFA '98. Not only can you perform sliding tackles and regular tackles, you can also deck players with hard tackles by pushing the top C Button while charging the ball. You can even take being tackled in the hopes of getting a yellow card thrown on your opponent—just don't do it near a ref.

## Spins & Curves

Controlling the ball with a few touches once you've made a shot or pass can give you a huge edge, particularly when making corner kicks and goal kicks. It's fairly simple to put a curve on the ball—hold the Z Button and push the Control Stick in the direction of the spin—but mastering this technique can take some serious dedication. Fortunately, FIFA '98 has an excellent manual that gives complete instructions for making pro moves.



# THE BIG LEAGUES

Eleven national soccer leagues featuring the best professional soccer players in the world are ready to take the field with you and up to seven players in a league tournament. League play lets you control legendary clubs like Arsenal of the English league or AC Milan of the Italian league. We've listed all the teams in the order of their strength, with the best teams appearing first on each list.



RANGERS  
CELTIC  
ABERDEEN  
DUNDEE UTD.  
DUMFRIEMLINE  
RILMARNOCK  
NEARTS  
NIRERNIAN  
ST. JOHNSTONE  
ROTHERWELL

Scotland

GOTEBORG  
ORGRYTE  
HALMO  
AIR  
BIRSBORG  
HALMSTAD  
HELSINGBORG  
LJUNGSBILE  
ORBRÖ  
OSTER  
DEGERFORS  
HÖRRIKÖPING  
TRELLEBORG  
VÄSTERÄS

Sweden

BRUNEI  
JOMOR  
MALAACA  
PANANG  
SABAN  
KEDAH  
PERLIS  
RELENTAN  
LUMPUR  
NEGRI SEMBILAN  
PENANG  
PERAR  
TERRENGGANU  
SARAWAK  
SELANGOR

Malaysia

CHelsea  
NEWCASTLE  
MANCHESTER UTD.  
ARSENAL  
LIVERPOOL  
TOTTENHAM  
DERBY  
EVERTON  
LEEDS  
ASTON VILLA  
BLACKBURN  
SHEFFIELD WEDNESDAY  
LEICESTER CITY  
WESTHAM UTD.  
WIMBLEDON  
COVENTRY  
CRYSTAL PALACE  
SOUTHAMPTON  
BARNSELY  
BOLTON

England

TORONTO  
DETROIT  
MIAMI  
NEW YORK  
PHILADELPHIA  
DALLAS  
NEW ORLEANS  
SAN ANTONIO  
FORT LAUDERDALE  
INDIANAPOLIS  
LOS ANGELES  
VANCOUVER  
ATLANTA  
CHICAGO  
MONTREAL  
CHARLOTTE  
PITTSBURGH  
ST. LOUIS  
SEATTLE  
BOSTON

USA

ATL. MADRID  
BARCELONA  
REAL MADRID  
DEPORTIVO  
VALENCIA  
BETIS  
BILBAO  
CELTA  
ESPANOL  
REAL ZARAGOZA  
TENIRIK  
COMPOSTELA  
MERIDA  
OVIEDO  
RACING SANTANOR  
GIRON  
REAL SOCIEDAD  
MALLORCA  
SALAMANCA  
VALLADOLID

Spain

PARIS SG  
MONACO  
AUXERRE  
FC METZ  
MARSELLE  
BORDEAUX  
BASTIA  
GUINGAMP  
STRASSBOURG  
CANNES  
LE NAYRE  
LYON  
RC LENS  
NANTES  
RENNES  
MONTPELLIER  
NANTES  
TOULOUSE

France

AC MILAN  
JUVENTUS  
INTER MILAN  
PARMA  
LAZIO  
FLORENTINA  
ROMA  
NAPOLI  
SAMPDORIA  
UDINESE  
BOLOGNA  
ATLANTA  
LECCE  
VICENZA  
BARI  
BRESCIA  
EMPOLI

Italy

DORTMUND  
BAYERN MUNICH  
WERDER BREMEN  
BORUSSIA MG  
FC ROLN  
KARLSRUHE  
LEVERKUSEN  
SCHALKE  
STUTTGART  
TRAB. MUNICH  
KAISERSLAUTERN  
BOCHUM  
NAMBURG  
HANSA ROSTOCK  
NEPTUNA BSC  
DUISBURG  
A. BIELEFELD  
WOLFSBURG

Germany

FLAMENGO  
ATL. MINEIRO  
FLUMINENSE  
PALMEIRAS  
SAO PAULO  
VASCO DE GAMA  
BARRERIA  
BOTAFOGO  
CRICIUMA  
CRUZEIRO  
GRÊMIO  
SANTOS  
BANGU  
CORINTHIANS  
CORITIBA  
INTERNACIONAL  
AMERICANO RJ  
MADUREIRA

Brazil

AJAX  
PSV  
FEYENOORD  
HEC  
RODA JC  
VITESSE  
WILLEM II  
FC TWENTE  
GROENINGEN  
NEERENVEEN  
RKC WAALWIJK  
NAC BREDA  
MVV MAASTRICHT  
SPARTA  
GRAAFSCHAP  
FC VOLLENDAM  
FORTUNA

Netherlands

## FANTASY FUTBOL

If you don't like reality, chuck it out the window and customize teams and players using the Customize Squad option on the main menu. You can transfer up to 300 players between teams and edit and create new players right down to their beards. Each player has a number ranking in seven categories, which you can shift to suit your needs.



# ROAD TO THE COPA

The World Cup tournament takes place every four years and is the highest level of competition in soccer. The best players in the world form national teams that play qualifying tournaments within their regions to determine who goes to the big show. In FIFA '98, you can play all the qualifying rounds and the finals with the teams that made the cut.



Highlighted teams have qualified for the 1998 World Cup in France



- AFC**
- BHARAT
  - UZBEKISTAN
  - QATAR
  - UAE
  - KYRGYZSTAN
  - OMAN
  - IRAN
  - BAHRAIN
  - JAPAN
  - INDONESIA
  - KAZAKHSTAN
  - SAUDI ARABIA
  - IRAQ
  - JORDAN
  - SOUTH KOREA
  - THAILAND
  - YEMAN
  - SYRIA
  - TAJIKISTAN
  - CHINA
  - INDIA
  - CAMBODIA
  - CHINESE TAIPEI
  - HONG KONG
  - PARISTAN
  - TURKMINISTAN
  - SRI LANKA
  - SINGAPORE
  - LEBANON
  - VIETNAM
  - MALAYSIA
  - NEPAL
  - MACAO
  - BANGLADESH
  - PHILIPPINES
  - MALDIVE ISLANDS

- CAF**
- GNAMA
  - NIGERIA
  - CAMEROON
  - DR CONGO
  - EGYPT
  - IVORY COAST
  - ZAMBIA
  - LIBERIA
  - SOUTH AFRICA
  - TUNISIA
  - TOGO
  - SENEGAL
  - SUDAN
  - ZIMBABWE
  - BURUNDI
  - MOROCCO
  - MOZAMBIQUE
  - NAMIBIA
  - SIERRA LEONE
  - TANZANIA
  - UGANDA
  - ALGERIA
  - GUINEA
  - ANGOLA
  - BURUNDI
  - GAMBIA
  - GUINEA-BISSAU
  - MADAGASCAR
  - CONGO
  - MALAWI
  - MAURITANIA
  - MAURITIUS
  - GABON
  - RENYA
  - SWAZILAND

- UEFA**
- FRANCE
  - ITALY
  - GERMANY
  - ENGLAND
  - SPAIN
  - HOLLAND
  - CZECH REP.
  - DENMARK
  - PORTUGAL
  - SWEDEN
  - SWITZERLAND
  - BELGIUM
  - CROATIA
  - ROMANIA
  - RUSSIA
  - BULGARIA
  - AUSTRIA
  - NORWAY
  - SCOTLAND
  - SLOVAKIA
  - POLAND
  - REP. OF IRELAND
  - WALES
  - YUGOSLAVIA
  - TURKEY
  - ISRAEL
  - RUSSIA-NERZ.
  - GEORGIA
  - RELARUS
  - FINLAND
  - GREECE
  - ICELAND
  - LITHUANIA
  - MACEDONIA
  - MOLDOVA
  - NORTHERN IRELAND
  - HUNGARY
  - LATVIA
  - ARMENIA
  - AZERBAIJAH
  - UKRAINE
  - SLOVENIA
  - ESTONIA
  - ALBANIA
  - CYPRUS
  - LUXEMBOURG
  - MALTA
  - MARDE ISLANDS
  - LICHTENSTEIN
  - SAN MARINO

- CONMEBOL**
- BRASIL
  - COLOMBIA
  - ARGENTINA
  - URUGUAY
  - PARAGUAY
  - CHILE
  - ECUADOR
  - BOLIVIA
  - PERU
  - VENEZUELA

- OFC**
- AUSTRALIA
  - NEW ZEALAND
  - FUJI
  - PAPUA N.G.
  - SOLOMON ISL.
  - TAHITI
  - WESTERN SOMOA
  - TONGA
  - COOK ISLANDS
  - VANUATU

- CONCACAF**
- MEXICO
  - USA
  - PANAMA
  - CANADA
  - EL SALVADOR
  - JAMAICA
  - ST. VINCENT
  - TRINIDAD & TOBAGO
  - GUATEMALA
  - PANAMA
  - BERMUDA
  - HONDURAS
  - COSTA RICA
  - CURA
  - PUERTO RICO
  - ST. BARTS/NEVIS
  - SURINAM
  - BARRADOS
  - DOMINICAN REP.
  - ST. LUCIA
  - ANTIGUA
  - ARUBA
  - GUYANA
  - DUTCH ANTILLES
  - RELIZE
  - DOMINICA
  - CAYMAN ISLANDS
  - GRENADA
  - NAITI
  - HICARAGUA



# SEE YOU IN FRANCE

The final countdown to the Coupe-De-Monde has begun. In June, the United States, Mexico and Jamaica will represent the CONCACAF region. Even if you don't make it to France '98, you can be a part of the action with FIFA: Road to the World Cup '98. With graphics to knock you flat and killer options, this is a definite winner. EA Sports is back in the game.

# JAMES BOND

# 007



## MAN WITH THE GOLDEN MACHETE

From a beautiful Chinese tea dealer to some of the most vicious enemies of Bond's storied career, the challenges that now face 007 would make any lesser agent cower in a closet. But nothing fazes Bond. He makes use of every opportunity, leading himself in adventures, fighting for his life with knives, guns or even his bare fists. In *James Bond 007*, you'll explore exotic cities, use cool gadgets and slowly unravel a terrible plot to investigate a world war. Imagine Link in a tux with a view to a kill and you'll get the picture.



With his favorite pistol in hand, James can do just any number of cool things that no other agent could.



For the most part, Bond decides the use of each tool, messy weapons at the discretion of the player.



JAMES BOND'S LATEST MISSION MAY PLAY OUT ON THE SMALL GAME BOX SCREEN LIKE ONE OF US GADGETS, BUT THE STAKES AS ALWAYS ARE HIGH. NINTENDO'S ORIGINAL PLOT TAKES AGENT 007 FROM CHINA TO RUSSIA AND BEYOND. IT'S AN ADVENTURE THAT WILL NEVER BE



©1992 Nintendo. ©1992, 1995 Dargaz, LLC & U.A.C. All Rights Reserved. ©1992 Fox Productions Ltd. A Man R. Inc. James Bond is a trademark owned by EMI Group. Used by Permission of EMI Group.



As a martial arts expert, Bond stands with the best. The Kick move is his key to success.



Give 007 a machete and a ticket of three—he'll cut his way through them like a slice through doublets.



Bond traces grenades over walls to introduce himself to heavily armed guards on the far side.



For these rare occasions when a machete won't do the trick, James gets the job done with a rocket-launcher.

# CHINA

Ford arrives in China to investigate rumors of a ruthless new arms ring operating out of a floating temple. His orders from M6 are to obtain secret documents that reveal the scope of the operation. Your first order of business is to talk to all the villagers and search for medical kits. If you use the med kits, you may live more than twice.



After passing through the secret pass on the right wall of the near temple room, look for a key and a safe.



If you see carpenter, take a hammer, he could fix the bridge. Go back and look to his hut for the tool.



Zheng Mao fights like a tiger, but Bond's barter will save her. If 007's health falls, boost it with a med kit.

# LONDON

Back at M6 HQ, Bond shows M the blueprints to a secret base. Unfortunately, the location of the base remains hidden. His new instructions are to find a man named Iqbal in Kurdistan where COB has disappeared.



M delivers 007's new instructions, then Q Branch has a few surprises for Bond. As a usual, Bond touches what he shouldn't in the lab, but it's all for the best.

# KURDISTAN

In the rugged mountains of Kurdistan, James Bond searches for Iqbal, a rumored contact of the Chinese weapons syndicate. Squeezing information out of the locals is like getting tears out of a stone. But for a price, it seems that anyone will talk. The key is to get inside the club and shoot out the light, then escape out the back where a lantern can be found. From there, you can enter Iqbal's dark hideout.

## THIN AS THIEVES

If you give this thief his master's ring and some paper, he'll forge a pass to the club for Bond.



## UNDER COVER OF DARKNESS



Once Bond gets into the club, he must sneak past the guard at the door. The plan is to shoot out the light behind the bar, then exit under cover of darkness.



## SECRETS IN THE ROCKS

Look for a secret passage in the rocks near the entrance to Iqbal's hideaway. The man you find there will give you a jeweled egg if you keep silent.

## LOCAL REVEALRY



With the lantern extinguished, Bond can enter Iqbal's lair, defeat the strongman and free 008. Use the rocks to defeat Iqbal. He's such a cut-up.

# MARRAKECH

## HOTEL MARRAKSCH

On the next leg of the journey, Bond wades into the narrow streets and winding alleys of Marrakech. He'll contact Mr. Foz, Fez in the casino, then do some shopping about town—to the black market—he'll have to exchange a series of items to get a pair of night vision goggles for use in the catacombs. Finally, he'll meet up with an old friend who wears a rather sharp hat—Odd job.

Talk to the people in the hotel and visit your room, then head outside to explore the town.



Secret Passage

## CASINO ROYALE



Once you win \$2,500 you can play Blackjack with Mr. Foz. After speaking to Foz, you can leave the casino.

## STRANGE WAYS



Trade Bond's jeweled ring for a pass that allows him to travel the secret dotted routes shown on the map.

## Q BRANCH EAST



Q gives Bond a laser watch in the secret Q Branch Marraksch lab. The laser is used later in the catacombs.



# GIVE & LET DIE THE UNDERGROUND

In the black market, everyone has a price. Bond just needs to find out what each merchant or trader wants in order to get the goggles he needs in the catacombs. The trading sequence includes a chicken, a cat, a pearl, a passport and the goggles.

The ancient catacombs hide many secrets in a shroud of darkness. Here you will put Q's laser watch to work cutting through metal grates. The ultimate goal is to get the keys to Odd Job's room from Mr. Foz, but you'll have to catch him napping.



The merchant in the far north of the market has chickens. Bond takes one.



The man with all the cats needs food. Trade the chicken for a cat.



Miss Wint doesn't demand a passport, she sends Bond packing.



The fat Miss exchanges a tranquilizer gun for the demand.



Give the cat to the man, use the mouse information. He'll reward you with a pearl.



This isn't the catacombs suggests you see a man in the southwest corner.



Signal the busy driver at a busstop. Show Foz with a dart through the hole.



With the key from Foz, open the door to Odd Job's room and face the music.



# THE SAHARA

There's no way to beat Odd Job, so be prepared for the rigors of the desert. Your coordinates are 2, 7 when you're dropped off. Your destination is an airbase at coordinates 6, 2. Set off to the north, then walk far to the west where you'll find the base. Use the satellite dish to help you.



Grab a canteen from a rain on a canal and fill it with water.

# TIBET

The action heats up as you ascend a mountain stronghold in Tibet where arms shipments have been delinquent. The view changes from overhead to side-scrolling as you unravel this maze. But before you set out, explore the temple and recover med kits. You'll also need to collect a rope and grappling hook during the journey. In the end, you'll battle a bunch of sumos and meet Odd Job once more.



## THE ARMS DEAL



This room contains an automatic rifle that will help Bond survive in this 'hole of armed villains.

## GRAPPLING WITH THE PROBLEM



Combined with the monkey rope, the hook lets you reach new areas of the level.

## ON THE ROPES



The monkey gives Bond the climb-a-rope. In a nearby bank, 007 picks up grenades.

## SUMO SHOWDOWN



In the high tribals, you'll find several tons of sumo wrestlers. Block as they approach, then punch.



## SEARCH & RESTORE

Your weapons were taken in Tibet, so you need to search the base for a new arsenal. The most important item is the shield that reflects Odd Job's jets.

# THE SECRET BASE

Captured by Odd Job and jacked up in the secret base, Bond faces a bleak future. But it turns out that Zhong Man isn't really a hardened criminal. She was just trying to save her village. Now she needs Bond and she frees him from his cell. The first order of business is to collect weapons, then defeat Odd Job.

## AN ODD FIGHT



Use the shield to bounce Odd Job's jets back at him. The safest location is lower center.

## ZHONG'S SONG



Meet with Zhong before going after Odd Job and when you're tipped his hat.

# RETURN TO KURDISTAN

Once he's defeated, Odd Job reveals that a man named Khatar in Kurdistan knows where to find General Golgov, the mastermind behind the arms buildup. A friend of Zhong Mao's, Mustafa, will help Bond in Kurdistan, which has been shell-shocked with fighting since he last visited. Before you deal with Mustafa, you'll have to find 008, meet your way to a new area, and defeat two rebel leaders.

## THE WASTELAND



The village in Kurdistan has been bombed and blasted. Search the ruins for 008 and the exploding pen.

## A NIGHTY PEN



The exploding pen should be used between the two big buildings that block the path. This spot is west of 008's location.

## QUID PRO QUO



Mustafa extracts a high pen in Golgov's location. While in the war zone, wear a vest to protect against snipers.



## KHATAR'S CAMP

Infiltrate Khatar's camp and confront him. He moves fast, so block his way with the shield and use the rocket launcher.



## SADAM IS INSANE



Sadam may blast, but with one hit he'll give up. Go back to Mustafa to learn about Golgov's base in Russia.

# RUSSIA

The guide from Kurdistan drops Bond off on the outskirts of a junkyard. He must fight his way through the rubbish heaps to find the entrance to Golgov's secret base. But Golgov won't make it easy for Mr. Bond. He's hired one of 007's old pals to guard his door, a gentleman by the name of Jaws.



## JAWS!

Touch a magnet (and at the bottom of the maze), then draw Jaws to the magnet above. Hit him when he's stuck to the magnet.

## HATCHET JOB



In the junkyard, use the machete and a vest while hacking through the guards.

## VENTILATE THIS



The mass of ventilation pipes is shown to the right. Pick your route carefully.





# GOLGOV'S BASE

General Golgov has been secretly plotting to overthrow the west from his base in Russia with love. The plant base is divided into sections that are blocked by locked doors. On the map you'll find arrows indicating how to set the door switches in order to open the doors and reach Golgov. You'll also discover that Zhong Mae has been captured and that missiles are set to launch. Time to go to work.



## 1 A PRECIOUS PAYLOAD

The only way to keep Zhong Mae from blasting into space is by defeating Golgov and deactivating the missiles.

## 2 COMBINATIONS



Flip the switches up or down as shown on the map. Do it correctly and you'll hear the door buzz.



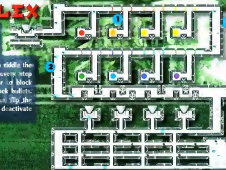
## 3 GOLGOV



Golgov may expect Bond to die. He's a few rockets will and his ambitions for world domination.

# THE MISSILE COMPLEX

With Golgov out of the way, the only thing left is to disarm the missiles that threaten world peace. Automatic defensive systems riddle the missile complex, dogging every step Bond takes. Use the mirror to block lasers and the shield to block bullets. When you reach the missile, flip the switch on the wall to deactivate the threat.



## 3 SAFE PASSAGE



Slip past the lasers by holding up the mirror and pressing the Control Pad forward. Then up at least.

## SWITCH KEY



The map of the base shows the force field switches and corresponding force fields in the same color. Turn them off.

# DEBRIEFING

With the world safe until Bond's next mission on Her Majesty's Secret Service, 007 has nothing to do but head back to China with the beautiful Zhong Mae. The ending may vary if you find a special item along the way. Once the credits roll, you'll receive three special codes that allow you to play the casino games at separate times. You're bound to have a ball... or even a thousand ball.

# COUNSELORS'

## CORNER

### ▶ SNOWBOARD KIDS



#### IS THERE A WAY TO AVOID PIE PAN ATTACKS?

Once there were three things you couldn't avoid in life: death, taxes and pie pans. Luckily for you, in this day and age there are defibrillators, tax shelters and Counselors' Corner. Don't get mad—get even. You can fight pie pans with pie pans or you can use your invisibility power-up. It's to your advantage to save these items for when you need them on the last lap. You'll also be immune from pie pans if you make it inside the chairlift tunnel.



Squash the pans are the toughest things to avoid in *Snowboard Kids*, but that doesn't mean you can't find a way to beat them.



To avoid becoming a pie pan pancake, use your invisibility power-up or make a run for the chairlift tunnel.

?

#### HOW DO I WIN THE COPPER PASS?

?

We've found that players who have problems getting gold trophies on the first six courses usually need to upgrade their snowboards. Use the money you've won in the races to buy better boards at the snowboard

shop. While the lifestyle board is the easiest to control, it doesn't have the speed to go the distance on all of the courses. The other boards may be harder to turn, but they have the speed you need to win. Many players never figure

out that the game has a turbo boost—by jumping the moment the starter shouts "Go!" Finally, study the course maps closely and you'll see shortcuts. You must take the shortcuts to win on the toughest courses.



Gamers pick the lifestyle board for its easy control, but it doesn't have the speed to win.



You can start off with a turbo boost if you jump at the same moment the starter shouts "Go!"



Shortcuts are the only way to even the odds and win on the game's toughest courses.

# ▶ DUKE NUKEM 64



## HOW DO I GET BEHIND THE MOVIE SCREEN?

**A**hhh yes, the screen test in the first stage of the game. We'll assume you've already been up to the projection booth and that you remembered to hit the switch that opened the curtains. You see that dark spot on the movie screen? That's not a cola stain left over from a rowdy matinee crowd—it's a hair-line fracture. Use a grenade launcher or a pipe bomb to blast it open. Now you can jump up through the hole and get behind the screen.



Go up into the projection room and flip the switch to open the curtains and start the movie.



Are your grenade launcher or pipe bomb at the crack in the screen to blast open a secret place.

?

## CAN I GET INSIDE THE AREA 51 UFO?

?

**Y**es, but before we tell how to get into the Independence Day UFO, we must inform you that **YOU CANNOT, UNDER ANY CIRCUM-**

**STANCES, FLY THE UFO.** We know that the launch pad is right in front of the craft, but you can't fly it. Return to the conveyor belt and hit the switch that

stops the belt. If you walk along the conveyor belt, you'll see an alcove containing a teleporter. Enter the teleporter to warp inside the spaceship.



This alien craft in Area 51 looks cool, and you can get inside it, but there's no way to fly it.



Return to the conveyor belt behind the UFO. Activating this switch will open a teleporter.



Step inside the teleporter to enter the spaceship. Here, you'll find an Atomic Health power-up.

?

## WHAT IS THE LAUNCH SEQUENCE FOR AREA 51'S MISSILES?

?

**W**hile you can't fly the Independence Day UFO, you can launch the missiles in the Area 51 silos. The trick is to figure out how to open and operate the complicat-

ed controls. Press the center switch until the left control panel pops up. Press the two left buttons and the far right button. Now press the center switch until the right control panel pops up. Press the

two right buttons. Press the center switch again to complete the launch code sequence. You can watch the missiles take off on the remote security camera screens.



You'll need to activate eight buttons and a four-way switch to launch Area 51's missiles.



Press the two left buttons and the far right button on the left control panel.



Press the two right buttons on the right control panel. Now hit the switch to fire the missiles.

## CAN I USE CHEAT MODE TO EARN A CHEAT?

How many Cheats would a cheater cheat if a cheater could cheat Cheats? None, but many of you keep asking us the question. You can't use a Cheat or 007 Mode to beat a target time and win a Cheat. If you're looking for the easiest cheat in the game, try completing Mission 3 in Agent mode in 5:00. If you beat this target time, you'll be able to access Cheat mode and choose DK mode. DK mode gives every character in the game Donkey Kong proportions.



If you hit this target time (and square), you'll earn a cheat option in the game.



If you complete all nine missions as 00 Agent, you'll be able to access 007 mode.

## HOW DO I AVOID DESTROYING THE RADIO IN THE CAVERNS?

We've found that most players don't even look for the radio to call Jack Wade until they're playing as a 00 Agent. The radio is across from the Master

Control Console. If you shoot the sentries guarding the room, any ricochet will ignite the barrels of flammable fluid stacked against the wall. The guards will blast

themselves into oblivion if they see you. The trick is to lure them through the automatic doors and dispose of them on the steel walkways outside the room.



If one stray squaddie hits the barrels next to the radio, your 00 Agent mission will end in failure.



The trick is to lure the guards away from the barrels and out through automatic doors.



Dispose of each guard on the walkway. Don't go for the radio until you've removed everyone

## HOW DO I DEFEAT JAWS IN MISSION 8?

Like all enemies in GoldenEye, Jaws will shoot at a target only if he can fire in a straight line along a stairway or corridor. With this in mind, by luring Jaws into chasing you around the circular

stairway next to the Shuttle Hangar Bay. As Jaws chases you up and down the stairs, shoot at him diagonally from the other side of the room. If you keep doing this, Jaws will never be able to return fire.

Keep up the run and gun tactics until Jaws surrenders his Smart Card. The Smart Card will let you into the computer room where you can reprogram the shuttle's guidance system.



All enemies think stairways are just like hallways. Lure Jaws onto this circular stairway.



Shoot diagonally across the gap as Jaws chases you. Jaws can't return fire across the gap.



Keep running in circles and shooting at Jaws until he bites concrete and drops his Smart Card.

# ▶ TUROK: BATTLE OF THE BIONOSAURS



## HOW DO I GET OVER THE WALL IN THE FIRST LEVEL?

**Y**ou'll probably have no problem getting through most of the first level until you run into this wall near the end of the stage. There's a platform nearby but no apparent way to get it to move. Look for a switch next to the wall. Hit the switch, then run back to the platform. If you don't hurry, the switch will reset and the platform will stop moving. Ride the platform to the top and make your way across the path leading over the wall.



Go left and hit the switch, then quickly retrace your steps back to the rising platform.



If you hurry, you can catch this rising platform and climb up to the path that leads over the wall.

## ? HOW DO I GET THE SHOTGUN IN THE FIRST LEVEL? ?

**Y**ou can get the shotgun before you get the pistol. From the halfway point, drop down to the ledge and run all the way to the right. If you make a leap of faith to the right, you'll end up

on a ledge with the shotgun. Getting back across is the tricky part. You'll have to run and jump left, but the key is to press the jump button after your first foot is already in the air. If you do miss and

fall, you'll reappear at the halfway mark with the weapon if you still have a life left. After you have the gun, go back to the cave beneath the halfway point and continue your hunt.



Hit the halfway mark in the first level and drop down to the lower ledge. Now run to the right.



You don't need running room to make the leap to the shotgun. Getting back is the tricky part.



To make this long leap, run right and hit the jump button after your first foot is off the ledge.

**▶▶** In the USA Call: 1-900-288-0707  
(\$1.50 per minute. Callers under 18 need parental permission to call.)

## Q&A FAST FACTS

Or write to: Counselors' Corner  
P.O. Box 97632, Richmond, VA 98073-6332

In Canada Call: 1-900-451-4400  
(\$2.00 per minute. Callers under 18 need parental permission to call.)



### BERDFIGHTERS ASSAULT

- Q:** Which is the best aircraft to use?  
**A:** The F-14D is the easiest to fly and has the most balanced weapons system.
- Q:** Is there a way to switch between plots in the middle of a mission?  
**A:** No.
- Q:** How many missions are there?  
**A:** Eleven missions and four bonus stages.

### BOMBERMAN 64

- Q:** Hey! I can't get this lever to flip!  
**A:** Quit using regular bombs and try a pumped-up bomb.
- Q:** When does the Rainbow Palace appear?  
**A:** After you collect 100 Gold Cards and you've defeated Altair a second time.
- Q:** How many Gold Cards are in the game?  
**A:** There are 120.

### MACE: THE DARK AGE

- Q:** How do I throw things?  
**A:** Stand next to the object you want to pick up and throw, then press Down and Strong Thrust at the same time.
- Q:** I'm pressing the right buttons, but I can't get my Execution move to work.  
**A:** If you inflict too much damage as you defeat your opponent, you won't be able to pull off an Execution move.

PLAYERS' POLL COolest

STAY UP ALL NIGHT WITH THE STAR RACING TEAM—



AT THE

24 HOURS OF LE MANS!

automobili  
**Lamborghini**



AN NP/TITUS SOFTWARE EXCLUSIVE!





ENTER TO WIN

GRAND PRIZE  
**FLY TO PARIS!**

Attend the legendary  
**24 HOURS OF LE MANS!**

- Be a **VIP** guest of Lamborghini Super Sport Rookie Trophy winner Ron Atapattu, of Star Racing!

**HIT THE PITS!**

- Share the excitement with the Automobili Lamborghini Star Racing Diablo crew on Pit Row!

**GO WHEEL-TO-WHEEL WITH RON ATAPATTU ON THE N64!**

- Challenge Ron on the high speed N64 curves of Titus's Automobili Lamborghini!

**SECOND PRIZE—FIVE WINNERS**

**LAMBORGHINI LEATHER JACKETS PLUS  
AUTOMOBILI LAMBORGHINI GAME PAKS**

- Exclusive, high performing suede jackets with authentic Lamborghini logos, front and back
- Automobili Lamborghini for the N64!



FROM  
**TITUS**  
SOFTWARE

**THIRD PRIZE—FIFTY WINNERS**

**NINTENDO POWER T-SHIRTS**

- Race the checkered flag wearing a great new power T!

The Trademarks Automobili Lamborghini and Titus are owned by, and used under license from, Automobili Lamborghini S.p.A., Italy

**NP**  
**PLAYER'S  
POLL**

**YOUR  
VOTE  
COUNTS!**

**YOU CAN'T  
WIN IF  
YOU DON'T  
SEND IT IN!**

Fill out the card  
and send it in!  
We'll tally your vote  
for the Power Charts  
and enter you in  
the contest!

**Official Contest Rules**

No purchase necessary. To enter, please fill out the Player's Poll response card and send your name, address, telephone number, M-35, and the present to the home address as a plain 11" x 17" card. Mail your entry in this envelope.

**METHOD POWER  
PLAYER'S POLL-98**  
P.O. BOX 10012  
BIRMINGHAM, WA 98512-1012

One entry per person, please. All entries must be postmarked on or before March 1, 1998. We use 100 computer-generated random numbers to select winners. In the event of a tie, the winner will be randomly chosen by drawing a single ping-pong ball, which is placed in the event of a tie. All winners will receive a check for the amount of their prize. All prizes will be awarded by mail.

Winners of Nintendo Power's monthly poll, Nintendo of America Inc. (NOA) will be notified by mail. Prizes are limited to the United States. Prizes are not transferable and are void where prohibited. The rules of the contest are available at [www.nintendo.com](http://www.nintendo.com). All prizes will be awarded by mail.

Winners of Nintendo Power's monthly poll, Nintendo of America Inc. (NOA) will be notified by mail. Prizes are limited to the United States. Prizes are not transferable and are void where prohibited. The rules of the contest are available at [www.nintendo.com](http://www.nintendo.com). All prizes will be awarded by mail.

Winners of Nintendo Power's monthly poll, Nintendo of America Inc. (NOA) will be notified by mail. Prizes are limited to the United States. Prizes are not transferable and are void where prohibited. The rules of the contest are available at [www.nintendo.com](http://www.nintendo.com). All prizes will be awarded by mail.

# MAUI MALLARD

## IN COLD SHADOW


Already a highly-celebrated star on the Super NES, Maui Mallard, Private Eye and International Duck of Mystery, brings his wacky brand of side-scrolling adventure to the Game Boy in a six-level search for a strange and magical Mojo!



### QUACK THE CASE!!!

Maui Mallard, the Duck Detective and millet-nibbling Ninja, is back on the case of the missing Mojo Idol, but this time it's up to Game Boy fans to help him on this mysterious mission. And of course those sleuths will be happy to know that Disney Interactive delivers all the tremendous graphics, wacky humor, and unique game play features that made the original Super NES version such a sensational success.

But, so you can't say you weren't warned: winning is far from a cake waddle!





## NO JO MANSION

## LEVEL ONE

Maui decides to duck into a dilapidated mansion that shares the same name as the idol. While his prize may remain elusive, our feathered friend will still have to contend with traps, ghosts, and a whole host of creepy-crawlies.



## 3 PILLAR PASSAGE

Here Maui must make perfect leaps from pillar to pillar. If you're about to overshoot a column, press the Control Pad in the opposite direction of your leap to correct your course.

## 1 MECH MONKEY

This little chimp seems to have flipped his lid, so Maui would do best to stay low while trying to set the robo-monkey straight with some well-timed bomb blasts. A few hits should do the trick.

## 2 CLIMB-IT CONTROL

Scrambling up the drains can be pretty challenging, so here's some advice on how to climb like a pro: jump towards the chain you want to climb and then push Up on the Control Pad to grab it. It takes some practice!



## 4 TWO BIG BARRIERS

Not only does Maui run the risk of being crushed beneath these walls when they close, just touching one of these barriers can do him some real damage. Try to keep clear of a wall until it begins to rise and then waddle past it as fast as you can.



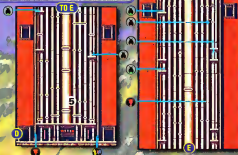
## 5 TUNE UP TIME



While gathering beetles along the way, ride the puffs coming out of the pipes to get to higher ground.

## LEGEND

- EXTRA LIFE
- PUNCH
- YIN-YANG
- BULLET BEETLE
- BOMB BEETLE



## THE METAL SPIDER



Fire beetle bullets at this sassy arachnid as you run to the right or left corners of the room, then dash underneath his whos he gets too close for comfort.

# NINJA TRAINING GROUND

## LEVEL TWO

After beating the robo-arachnid, Maui determines that it's going to take more than just slumming skills to find the missing Mojo. He wisely decides that it's time to take to the training grounds to bone up on his ninja techniques!

### 1 SWINGING LESSONS

Ninja Maui will have to use his staff to swing himself up to new heights. To accomplish this trick, look for a stone that seems to be floating in water and get as close to it as you can without losing your footing. Next, jump up and hit the stone with your staff. If you hit it correctly, the staff will stick and you'll end up swinging back and forth. Wait until you get to the height of your swing and then jump for the higher ground.




### 2 KNOCKING OUT NINJAS

To defeat the other well-flooded ninjas, use a combination of fast staff attacks and speedy retreats. Jump at the ninjas and parried them with your staff before they take up an offensive posture, and then jump back when they try to return your punishing blows. It usually takes three staff hits to finish them off.



### LEGEND

- EXTRA LIFE
- PUNCH
- YIN-YANG
- BULLET BEETLE
- BOMB BEETLE



### 3 CLIMB INSIDE



Ninja Maui would be wise to take a ride in these exotic stone statues. Because of their size, they can break through the walls and barriers that would normally stand in Maui's way.

### 4 GRACE YOURSELF

Get ready, because this is one of the stage's most challenging obstacles! To get past this vertical passage, hook on to the stone with your staff and swing yourself into the shaft. Quickly tap Up on the Control Pad and the A Button at the same time to wedge the staff between the walls. Now keep tapping the two buttons until you reach the top.



### 5 CRUISIN' FOR A BRUISIN'

Here, Ninja Maui had better swing from stone to stone with his trusty staff or he'll lose his tail on the spikes below. If our feathered friend takes a spill, try to hook back on to a stone as the damaged stick bounces his way across the spikes.



### PLUCK THE DUCKS!



This level's final confrontation is a face-off with six deadly rage ducks on the altar of a high and mighty millard! You have to take on the ninjas one at a time, but your troubles are compounded as the sacred duck karts rock at your head. If you have plenty of Yin-Yang power, stay on the far sides of the screen to avoid the storms, and attack the ninjas when they come in close.





## MUDDRAKE MAYHEM


## LEVEL THREE

Our long-billed buddy believes that the island's Muddrake tribespeople know the whereabouts of the missing Mojo, but in order to gain their trust, Maui will first have to prove his mettle to these tiny warriors. Be prepared to use both beetle bullets and snip techniques to pass their many tests.

## 1 POLE TO POLE



Picking a path across the level's large pools of lava is a piece of cake as long as you use these bamboo poles. If you can make an accurate leap to the next pole, Maui will grab it automatically.



## 2 BACK FOR BONUSES

If you feel confident that you know the ways of the ring, you might want to backtrack to the beginning of the level before you enter area B. Use the swinging staff technique to work your way up the vertical passage shown on the right, and then keep heading back to the left to bag a bonus. Beware! We recommend that you choose this path only if you're up for a serious challenge!



## 3 PICK UP SOME STAR POWER

Before you wind your way through five hits, head up the long ramp to grab the glowing goads. With this powerful item in your possession, you'll be able to make some important leaps.



## 4 GET THE GOODIES

Some of the Muddrake homes have bonus items hidden on their rooftops, so Maui should look for ways to get up to these higher levels. Although it doesn't always work in every frame, you can often reach the roofs by jumping onto the pillars that are holding up the eaves.



## THE COLISEUM



Fire beetle beetles at this big beetle, and when he bats his head up and down three times, he'll fire an arrow in your direction. That's when you'd better (gasp) intend to duck!

# THE TEST OF DUCKHOOD

## LEVEL FOUR

The Muddrakes are impressed that Maui has bested one of their best warriors in battle, but their tests are far from finished. Now Maui must get to the top of some well-protected trees and then face the jungle's greatest challenge: Trial by Bungee!

TO A



START

TO B



TO C

### 1 SPRING-TIME TRIP UP THE TREES

Maui can avoid a tiring climb up the trees by using the springy leeks that are hanging from their limbs. Of course, if Maui really wants to do things the hard way, he can always climb these leeks like they were regular ropes, but why should he bother when he can bounce his way up the branches?



### 2 YOU LUCKY DUCKY!



Either he's lucky or the Muddrakes have decided to give Maui a bit of a break! Almost all of their little warriors can be safely taken out by blasting them with bullet-bait from below. It's like shooting ducks in a barrel!



### 3 WATCH FOR BROKEN BOUGHS

Although it's almost impossible to determine exactly where, some of the limbs on the tree appear to be broken. If Maui loses his footing and falls through

these little gaps, he's going to lose a lot of ground. To avoid this pain, try to keep Maui standing only on the bushy leaves that cover most of the branches.

### 4 THE BEST WAY TO BUNGEE

Unless you really enjoy the sight of your duck detective bouncing around the screen willy-nilly, whenever it's possible, try to keep control of Maui by only having him bungee jump from platform to platform.



### 5 A BIRD ON A WIRE



A tree blocks Maui's path at this point, so bungee deep underground and grab the wire near the bottom of the screen. Without letting go, get Maui to move to the right until he can bungee back up again!



### BIG-TONGUED TOAD



To defeat this oversized amphibian, grab the floor and raise it up on the toad while keeping out of the range of his tongue. Now whenever he opens his mouth, blast him with a bullet-bait.





# THE SACRIFICE OF MAUI


## LEVEL FIVE

Thanks to the Mudraikes, you're now on the right path to finding the mysterious Mojo. But don't let your guard down, because you're heading deep into the island's underworld, a perilous place where plenty of dangers still await Maui Mallard.

### 1 USE THE FLUES

By jumping into these ducts, Maui can reach some of the stage's high places without having to use his staff!

You'll find one of them past to the left of where you start the level, and another one past before you enter area A.



### 2 ONLY A NINJA CAN SAVE YOU NOW



To handle this hurdle, you will have to use your Yin-Yang power and become Ninja Maui. Now you can make a series of swings up and over this obstacle.

### LEGEND

- EXTRA LIFE
- PUNCH
- YIN-YANG
- BULLET BEETLE
- BOMB BEETLE



### 3 BUG THE GHOST BACK

Besides the treacherous terrain, these pesky apparitions are the main thing keeping Maui from the end of the stage. The ghosts can do Maui damage only if he's in too close, so keep your distance and hit 'em with bug bullets to make them disappear.



### A TRYING TAIL



Stay off to one side while you pop the disease-buddy with beetle bullets, and try to keep low to avoid his tail. He's one tough customer, so be prepared for an epic battle!

# REALM OF THE DEAD

Maui knows that he must be getting very close to the missing Mojo, but before he can call this case closed, he'll have to travel to the heart of the underworld and confront the greatest hazards and horrors he's seen thus far. If you haven't mastered Maui's many beetle-bustin' and staff-swingin' skills before arriving in this realm of lost souls...then this Mallard's a dead duck.



# ARENA

Are  
you  
game?

## THE CHALLENGES

### MAKING THE GRADE

What's your

Mischief Making grade point? If you can shake, shake, shake and score A's and/or S's in every area, show us your report card by sending us your snapshots of all live level select screens.

### WATCH OUT FOR THAT TREE!

We head for the trees in part two of our DKL III challenges for Game

Boy. Enter Time Attack mode and race through the Tree level, and, if you're fast enough, you'll appear in Arena as one of

DKL III's top talents.

### SPEED RACING

Warp speed! Send us photos of your best times for any, some or all of


Fatso's Fan Land's four cosmic courses. The top 25 racers in each track—Speedster Alley, Darkmoon Caverns, Spaceport Alpha and Star City—will win four Power Stamps.

#1



MISCHIEF MAKERS

#2



DONKEY KONG LAND 3

#3



DIDDY KONG RACING

## NP SCOREBOARD

### SHADOW PLAY

Hidden somewhere in these pages is a version of this shadow. Flip through our issue to find the fleshed-out version of this silhouette.

#### SUPER MARIO 64

151 Coins in My New's Heart (Vol. 52)

Michael Squillante	Lakeland, FL, NC
Ryan Stahl	Fayetteville, AR
Kyle Strohman	Lynchburg, VA
Greg Sibley	Pittsburgh, PA
Chris Sels	Polk, IA
John Sutnick	Sapulpa, OK
Mike Sutton	Rehoboth, NJ

#### SUPER MARIO 64

152 Coins in Wet-Dry World (Vol. 57)

Mark Brand	El Dorado Hills, CA
Mike Casales	Windsor, ON
Jason Foster	Scarborough, ON
John Calasso	Oyster Bay, NY
Robert Edwards	East Hampton, NY
Shawn Hoffman	Coodwood, GA
Joshua McKee	Woodstock, CA

Tony Prodo

Howard Trax

315 Valkenburg, Jr.

Orlando, FL

Colipso, CA

Cymon, CA

Plattsburgh, NY

Chesapeake, VA

#### TETRISPHERE

Best New Trial Score with Star Drop (Vol. 39)

Kan Zhu	Tampa, AZ	458,100
---------	-----------	---------

#### MARIO KART 64

Best Time for Koopa Troop Beach (Vol. 101)

Jonathan Bernick	Weston, PA	1:02.21
Daniel Rogers	Bay Shore, NY	1:02.52
Kicky Rogers	Nashville, TN	1:03.01
Jonathan Hanner	Jonesboro, GA	1:06.05
Steven Rodriguez	Swi Valley, CA	1:06.05
Mark Seltmann	Virginia Beach, VA	1:08.25
Cliffan Park	Orlando, FL	1:08.29
Hirshman Long	Phoenix, AZ	1:08.49



## WHAT KIND OF GAMER ARE YOU?

We are what we play. Find out who you really are by taking our quiz that will uncover your gaming personality.

## QUIZ

### 1. GOOD GRAPHICS AND ANIMATION MEANS:

- (A) Vivid settings and details
- (B) High frame rate and no pop-up
- (C) Lots of body parts splattering onto the screen
- (D) Bright and shiny shapes that hurt my eyes, because I forget to blink

### 2. WHEN I PLAY A GAME AND SEE BOXES, I:

- (A) rearrange them
- (B) dodge them
- (C) shoot them
- (D) marvel in their bouillon cube-like perfection

### 3. WHEN I ENCOUNTER OTHER CHARACTERS, I:

- (A) talk to them
- (B) try to get ahead of them
- (C) beat them silly
- (D) avoid eye contact

### 4. IN MY FAVE GAME, AN ANIMAL FD SEE IN THE ROAD WOULD BE:

- (A) a unicorn
- (B) roadkill
- (C) a dog, but turned inside-out so it looks all scary-like
- (D) I don't if I even found the road, let alone figured out how to use this stinkin' Controller!

### 5. WORDS OFTEN OVERHEARD IN MY FAVORITE GAMES INCLUDE:

- (A) "Magical" and "Elixir"
- (B) "Extreme" and "Adrenaline"
- (C) "Duck!" and "Assaugh!"
- (D) one syllable only

### 6. MY GAME USUALLY ENDS AFTER I:

- (A) lose all my hit points
- (B) crash
- (C) get ambushed
- (D) mistake the Power Switch for the Pause Button

Figure out whether you answered mostly with As, Bs, Cs or Ds, then refer to the list below to see what kind of gamer you are.

- A: You like to think and use your imagination. Try RPGs and adventures.
- B: You're competitive and always on the go. You'll like racing games.
- C: You like aggression and action. First-person shooters will make your day.
- D: How'd you get your hands on this NP? You don't play video games, but you can get a giant gaming jump start by reading the rest of this magazine!

## PICASSO PAINTBALL

James Bond appreciates the finer things in life, like sports cars, expensive suits and fine art. Or at least art as fine as a paintball gun will allow. Activate the Paintball Cheat (finish the Diamond level on Secret Agent under 2:40), then find a wall, tank, faraway mountainside, statue of Lenin or any other area you'd like to paint. Use your imagination—spell something out, draw a picture, or...who knows? We'll feature the most creative, clever (and clear) photos of paintball art in an upcoming Arena.

## ARENA ART

It was Pajp the mouse painted on the wall! Is that a check or a hallucination? Or do we have to mark this as a heads?



In Gold Mine 047, how long can you keep a soldier's hat in the air by shooting it with your PP?

— A TWITTED CHALLENGE FROM JEFF SAWYER OF LISBON, NH

In NBA Jam, can you shoot the ball over 100 times in one game?

— A TWITTED CHALLENGE FROM DANIEL FINE OF SAN DIEGO, CA

## GOLDENEYE 007

Best 30 Agent Times for the Facility without Cheat After Trial, 1997

David Hall	Crater Rapids, IA	1:05
Brian Biese	Yuldefa, GA	1:29
Scott Neudauer	Thel-Hive Falls, MN	1:51
Jeffrey Seely	Sandy, UT	1:51
Miké Sossone	Vista, CA	1:53
David Rodriguez	San Bruno, CA	2:04
David Wynn	Columbus, OH	1:54
Jason Downing	Beatrice, NE	1:05

## GOLDENEYE 007

Best 30 Agent Times for the Facility with Cheat Menu (Vol. 100)

Mika Ams	Lehighton, AE	1:14
Jonathan Hansen	Jourd'horo, GA	1:14
Nicholas Goodwin	York, ME	1:20
Kan Zhi	Tempe, AZ	1:34
Jeff Swallow	Crapple Bay, CA	1:42
Tim Flowers	Brignton, MI	1:29

## DO YOU HAVE WHAT IT TAKES?

Send us challenge ideas or photos of your job submissions for this month's Arena. If we use your suggestion or if you're a top qualifier, you'll receive Super Power Stamps and have your name featured in NP (for a complete list of qualifiers, visit [www.ign.com/arena](http://www.ign.com/arena)).

## HOW TO BE PICTURE PERFECT

\* Include your Name or Super N64 in the photo of your high score. \* Dim the lights and then take a few photos without a flash. \* If you're taking a photo at a Game Boy place it on a flat surface. \* Write your name, address and Member Number on the back of your photo. \* The Arena challenges featured in this issue must be received no later than March 16, 1998.

E-mail us with challenges and suggestions at: [arena@nintendo.com](mailto:arena@nintendo.com)

Or send mail to: Power Player's Arena, P.O. BOX 37853 Redmond, WA 98073-9733

## ANSWERS TO WIRING 104

### GOLDENEYE 007

#### BEST 30 AGENT

#### WITHOUT CHEAT

#### 1:05

#### 2:06

#### 3:41

#### 4:43

#### 5:11

#### 6:4

#### 7:12

#### 8:0

#### 9: The Middle East

### SHADOW PLAY

#### Top Ten from page 50



## YOSHI'S STORY

- Nintendo 64 Megabit
- 1 player
- Remble Pak compatible
- Game Pak save feature
- 24 courses



SCORES

8.7.8

7.7.5

11-8.5

3-8.4

7-8.5

This N64 page-turner is destined to be a bestseller.

**GRAPHICS** Instead of pushing for realism, like most N64 games, Yoshi's Story creates a richly textured, pre-rendered storybook world like none that have come before. The graphics are simply irrevocable.

**PLAY CONTROL** You have multi-directional tongue control for slurping up fruit, 360° aiming control for chucking eggs, and jumping that even allows you to run in the air. It's everything a dinosaur could ask for.

### EXPLORATION

Exploration is the key to this game. Players collect a full border of 30 pieces of fruit. To do so requires battling baddies like



Baby Bowser, discovering secret areas and solving obstacle puzzles in order to proceed.

**SOLUTION** Anyone who loves action platform games will eat this one up. With 24 courses, plus hidden areas, Yoshi's Story should keep players gulping and hopping merrily along for quite a spell. One Save slot isn't enough.

**SOUND** Some of the music is fetching, but the munchkin-voiced Yoshis may make you wonder if you've landed in Oz.

**WARNING** *Lesson: Plenty of variety and natural play control. Terry: The game is so cute that I have to take Duke Nukem breaks. The release date is March 9th.*



GRAPHICS-8.8 PLAY CONTROL-8.8 GAME DESIGN-8.2 SATISFACTION-8.0 SOUND-7.5



## NAGANO WINTER OLYMPICS '98

- Konami 64 Megabits
- 1 to 4 players simultaneously
- Controller Pak compatible
- 12 Olympic sports



Bring home the gold from Nagano, Japan on your N64.



**GRAPHICS** The 3-D graphics depict the athletes very well and there's a definite feeling of being involved in each sport. Animation frames are limited, though, and frame rates are slow enough to be noticeable. It could be prettier.

**PLAY CONTROL** On some events, the play control is fine and well-thought out. On other events, the control isn't very intuitive. Skiing, snowboarding and sledging controls are the easiest. Ski jumping is a bear.

**GAME DESIGN** Konami included a good mix of Olympic sports and good options. More care should have

been given to play control, however, since it is the key to the sense of reality players will feel during the game. It would also have been nice to include multiplayer simultaneous play even if it means breaking from the actual form of Olympic events.

**PRICE/VALUE** There are enough good events to make Nagano fun, but it's disappointing that not all 12 events are first-class.

**SOUND** This is done very well. The event announcers sound very realistic when they announce scores and times. The crowd noise also seems real.

**COMMENTS** Terry: The controls are so varied that it's like having 12 different games.

Jason: When Nagano's most exciting sport is curling, it says something about the game design.



SCORES

**6-9**

**6-1**

**5-2**

**5-1**

**7-5**



GRAPHICS-7.8 PLAY CONTROL-5.8 GAME DESIGN-6.4 SATISFACTION-6.1 SOUND-6.6



## OLYMPIC HOCKEY '98

- Midway 64 Megabits
- 1 to 4 players simultaneously
- Controller Pak compatible
- Passwords
- Olympic and arcade modes



Action on the Olympic ice begins before the opening ceremonies.

**GRAPHICS** Although the graphics are essentially the same as in Wayne Gretzky's 3-D Hockey '98, Olympic Hockey is a fast-moving, 3-D sports game that looks great on the N64. The uniforms depict national flags rather than official designs due to the late submission of those designs by national teams at the Olympics. Six camera positions give you multiple angles on the action.

**PLAY CONTROL** Olympic Hockey's play control is precise and easy to use, making it virtually identical to the controls in Gretzky.

**GAME DESIGN** Midway included both Olympic and Arcade modes. The arcade game is fast, high-scoring and great for multi-player action. The developers at Adam Games gave it some extra AI for a greater simulation feel in the Olympic mode.

**PRICE/VALUE** Olympic Hockey is so similar in most

respects to the Gretzky games that Gretzky owners should think before making the investment. Still, it's a good hockey game.

**SOUND** Brief national anthems from the 16 competing teams are the only new sounds in Olympic Hockey. The use of organ music seems out of place.

**COMMENTS** Terry: Team Canada and Team USA are almost unbeatable. Scott P: Don't expect to experience anything new from the past two Gretzky games.



SCORES

**5-9**

**3-2**

**5-0**

**5-9**

**7-2**



GRAPHICS-7.2 PLAY CONTROL-7.8 GAME DESIGN-5.8 SATISFACTION-5.4 SOUND-7.0



## NBA IN THE ZONE '98

- Konami/64 Megabits
- 1 to 4 players simultaneously
- Controller Pak compatible
- NBA and NEAPA licenses



Are you ready to play in the NBA? Game time is now on the N64.

**GRAPHICS** Konami's NBA In The Zone gives you 10 camera positions that can either put you in the zone, in the stands or on the hardwood. If you pick the right angle, the graphics look good and you won't miss any of the action. We noticed that animation is a step slow.

**PLAY CONTROL** Shooting, blocking, and passing all work nicely with the A and B Buttons. Switching players with the right C Button is quite awkward. Player speed is controlled by the analog Control Stick.

### Game Design

There are four-player modes in In The Zone, including exhibition,



playoffs, season and All Star. You can trade players or grab free agents. It feels like a sim, but it doesn't have the depth of options that a true sim would have.

**Satisfiability** The bottom line is that you'll probably have fun with this game. The graphics could be sharper and the play control could be tightened up. Defensive AI could definitely be improved. But until NBA Courtside is released this spring, this is the only game in town.

**Sound** The announcer, crowd noise and SFX help create the NBA illusion.

**Comments** Scott P. J. expected a bit more from Konami: *Henry: It doesn't follow all proper NBA rules and CPU AI is poor. Eric: Good camera angles, poor D. Note: Power will review In The Zone '98 next month.*



SCORES

D-6.4

H-5.9

SP-6.8

S-5.0

T-7.1



GRAPHICS-8.8 PLAY CONTROL-5.6 GAME DESIGN-6.0 SATISFICTION-5.6 SOUND-6.4

OVERALL RATING



## MYSTICAL NINJA STARRING GOEMON

- Konami/64 Megabits
- 1 player
- Controller Pak compatible
- 17 stages



The mystical ninja grows up and returns on the N64.

**GRAPHICS** Colorful and ornate with styles based on historical Japanese themes, this game has a definite "look." There are some problems with polygon tearing that look bad but don't affect the game.

**PLAY CONTROL** Play control is good and there's plenty of variety to keep players busy, from regular running around and fighting to controlling a giant robot.

**Game Design** Konami is nothing if not ambitious with this title, but the bizarre story, poor translation and linear progression of events may hurt the game's acceptance in North America where the characters are not as well known.

**Satisfaction** If you liked the original Mystical Ninja for Super NES, you'll probably enjoy this game, as well. There's Mario 64-type action, but the game isn't as polished or as big.

**SOUND** Konami always does a terrific job on the sound in its N64 titles. Mystical Ninja features an intro song and lots of interesting music and effects throughout the game.

**Comments** Jerry: *It's like Super Mario, although the control could be better. If you're into bizarre plots that don't make sense,*

*this game is for you! Henry: Lots of variety and a good amount of game time. But, the dialog...it's the most boring on the N64.*



SCORES

H-6.7

M-6.1

SP-6.7

S-7.2

T-7.1



GRAPHICS-7.8 PLAY CONTROL-8.8 GAME DESIGN-7.2 SATISFICTION-7.0 SOUND-7.4

OVERALL RATING



## AEROGAUGE

- ASCII/64 Megabits
- 2 players simultaneously
- 4 courses + 2 hidden tracks
- 5 vehicles + 5 hidden aerocars



It's back to the future of racing with ASCII's AeroGauge.

**GRAPHICS** The Aerocars are probably the coolest part of this futuristic racer. They range from sleek speedsters to heavily-shielded tubs. There's a good sense of speed as you maneuver through the tight tracks. Draw-in and pop-up are apparent on most courses, at least in some places. The three camera positions include behind the wheel, close behind, and far behind your vehicle.

**PLAY CONTROL** Since your aerocar floats on a cushion of air, there is a soft, realistic feel to the steering controls similar to flying an airplane in DGR. In addition to banking, drivers can tilt the nose of the car up and down and make a braking turn.

**GAME DESIGN** Players will find a solid racer with the added thrill of being in the air. With tournaments, multiplayer and time trials, you get a standard set of game modes. Variety is limited by a lack of tracks.

**SATISFACTION** The racing in AeroGauge can be fun, but it's not as involving as we'd like. Frankly, we wanted more courses, more cars and more things to do.

**PROFIT** High-energy music that increases its tempo on the final lap keeps you pumped.

**REMARKS** Scott P: I'm still waiting for F-Zero X. Jason: The settings are so futuristic that they're not even drawn by the CPU until you get there. Script: Very cool concept. Intuitive. Ench: Primitive graphics.



SCORES

6-8.8

11-4.5

10-6.6

SP-5.6

SD-7.4



GRAPHICS-6.7 PLAY CONTROL-7.4 GAME DESIGN-6.4 SATISFACTION-5.7 SOUND-6.3



## FIFA: ROAD TO THE WORLD CUP '98

- EA Sports/96 Megabits
- 1 to 4 players simultaneously
- Controller Pak compatible
- Real players
- 172 teams



The new FIFA is on the right road for the World Cup.

**GRAPHICS** What a difference a year can make. The developers at EA Canada honed the animation in this soccer sim to razor sharpness.

**PLAY CONTROL** Depending on the selected camera angle, the action can seem almost broadcast quality. The speed of the play also seems realistic. Passing and shooting are easy and intuitive in the new FIFA, but control of passes may not be quite as precise as in ISS 64. Still, it's very good and you have control options ranging from Amateur, in which the computer does everything, to World Class, in which you do all the fancy footwork.



**GAME DESIGN**

Visually every professional soccer team on the planet has been crammed into this Pak. Not only can you play in the World Cup tournament, but you can play English leagues or regional action in South America, or anywhere else. You can play indoor soccer, as well, for high-scoring action.

**SATISFACTION** Soccer is no longer a one game category for the N64. If you don't have ISS 64 already, be sure to play and compare it to the new FIFA.

**PROFIT** You can switch audio elements on and off and control the volume, as well. The commentary actually makes sense most of the time.

**REMARKS** Dan: This is the FIFA that was really meant for the N64. Jason: Hands down the best graphics for an N64 sports title.



SCORES

6-8.1

7-7.8

SP-6.4

SD-8.0

6-7.8



GRAPHICS-9.0 PLAY CONTROL-7.9 GAME DESIGN-7.9 SATISFACTION-7.9 SOUND-7.7



## JAMES BOND 007

- Nintendo/4 Megabits
- 1 player
- Battery-backed memory
- Super Game Boy enhancements
- 11 stages



Agent 007 shakes up Game Boy in a new adventure.

**GRAPHICS** The development team at Nintendo and Saffire were heavily influenced by the overhead gaming experience of adventure games such as *Link's Awakening*, and it shows to good effect.

**PLAY CONTROL** Because of the sharp graphics, moving around this dangerous, cloak-and-dagger world is easy, but staying alive isn't such a breeze. Some of the hit-detection areas seem overly large. But, once you start picking up better weapons and shields, thanks to careless enemies and Q branch, you'll have the edge.



### GAME DESIGN

James Bond 007 fea-

tures an original plot, but characters like Odd job and Jaws are familiar: it feels like a Bond adventure, which means that it's heavy on the fighting and shooting. Players will also have to use their heads to solve puzzles.

**SATISFACTION** Bond and adventure fans will have hours of fighting, searching and wry dialogue to keep them up at night. But if you're expecting *Goldeneye* on Game Boy, don't.

**SOUND** When the Bond themes kick in, it's terrific. There's enough variety to keep you from turning the sound down or off.

**COMMENTS** Scott P.: *It's late, but it's great. Hairy. The story and missions are fitting to the Bond theme.*

GRAPHICS-6.4 PLAY CONTROL-6.2 GAME DESIGN-6.4 SATISFACTION-5.6 SOUND-6.0



SCORES

H-6.5

SP-7.4

M-4.6

S-5.4

T-7.1



## MAUI MALLARD: IN COLD SHADOW

- Sanyo/4 Megabits
- 1 player
- 6 stages
- No save feature



The fastest beak in the South Seas is back on the case.

**GRAPHICS** The levels are based on the Super NES game and they're almost as detailed, which is pretty impressive for a Game Boy title. The side-scrolling and animation is smooth.

**PLAY CONTROL** The Game Boy version of Maui Mallard may actually be a bit easier than the Super NES game, and some of that is due to the play control. There is a bit of drift during jumps, but you soon get used to it.

### GAME DESIGN

Essentially the same game as the Super NES Maui Mallard, this version has fewer stages and chal-



lenges. It is a platform game with a definite maze element and some cool ninja moves that the hero learns along the way.

**SATISFACTION** For players who missed the Super NES version, this Game Boy title does a good job of recreating the fun and much of the challenge. Platform action fans should enjoy the trip.

**SOUND** Like many Game Boy games, the music is fairly simple and repetitious.

**COMMENTS** Erich: *Disney/Borsai (the developers) tried to fit everything in. This made for small treasures that are hard to see. Scott P.: A bit easier than the Super NES version and fewer levels, but a solid game especially for action players who missed the first version—and there are a lot of you.*

GRAPHICS-6.4 PLAY CONTROL-5.6 GAME DESIGN-6.4 SATISFACTION-6.0 SOUND-6.0



SCORES

G-6.2

J-6.5

SP-6.6

S-6.0

T-6.6





# THE FIDGETTS

- Jaleco? Megabyte
- 1 player
- Passwords
- Time limits



SCORES

F-G.2

M-G.1

SP-S.8

S-S.0

T-G.3

Two mice are running out of time in this Game Boy puzzler.

**GRAPHICS** Cute mice and nicely detailed backgrounds give *The Fidgetts* an appealing look that disguises the difficulty of the game play. Beware!

**PLAY CONTROL** Jumping or lifting boxes is accomplished simply enough in *The Fidgetts*, but the delay when you shoot the slingshot makes some simple tasks overly difficult.

**GAME DESIGN** This unheralded title from Jaleco was created for Europe, which is evident in the number of language choices available. The puzzles in each level are made all the more difficult by the limited time you have to complete them. The idea of guiding multiple characters through puzzle stages was done more elaborately in *The Lost Vikings*, but *The Fidgetts* does a good job.

**SATISFACTION** The puzzles aren't very tough but the levels are challenging due to their length, the time limit,

and the poor shooting play control. Most players will put in some serious time scampering through this mouse trap.

**SOUND** Like many Game Boy games that require you to repeat levels until they are perfected, sound here can become pretty annoying.

**TECHNIQUES** Scott P. If you don't mind repeating stages until your head explodes, this is your game. Jason: Coordinating both mice is tough, but it's more satisfying than *MK Mythologies*.

GRAPHICS—5.2 PLAY CONTROL—4.8 GAME DESIGN—6.0 SATISFACTION—5.2 SOUND—4.4

5.2

## BEHIND THE NUMBERS AND NAMES

### EVALUATORS

Our evaluators have spent years playing and evaluating games for Nintendo and Nintendo Power. They all have their favorite categories, but they play and evaluate every game we receive. Follow your favorite peo in each issue's Now Playing.

ADMOND—Fighting, RPGs, Adventure

DAUL—Fighting, Sports, Simulation

DARKEY—Sports, Action, Adventure

DEBEE B.—Arcade, Fighting, RPGs

DRICH—Sports, RPGs, Adventure

DEBET P.—Sports, Simulation, Adventure

DEBRY—Fighting, Action, Sports

SUNEA—Puzzles, RPGs, Fighting

JORDN—Adventure, Action, Puzzles

LEBRY—RPGs, Simulation, Puzzles

### RATINGS

Each Power Meter category is weighted to reflect its overall importance. We feel that Satisfaction and Game Design are the most important areas, closely followed by Play Control and Graphics. Sound tends to be less important for most games.

GAME DESIGN: 85%

GRAPHICS: 80%

SATISFACTION: 85%

PLAY CONTROL: 80%

SOUND: 80%

### AGE RATINGS

These are the official ratings from the Entertainment Software Ratings Board that reflect appropriate ages for players. To contact the ESRB, call 1-800-771-3772.



Games that were released prior to the commencement of the ratings system are designated NR.



All Ages



Early Childhood



Teens (13+)



Mature (17+)



Adults (18+)



The insanity begins...

# PAK WATCH

The inside source for all Nintendo News.

## THIS MONTH

### ALL-STAR BASEBALL



Acclaim on the diamond

### NHL BREAKAWAY '98



Acclaim on the ice

### WWF: WAZOZE



And Acclaim on the mat!

### HARVEST MOON



Ready for the Game Boy

# GIANT GAME BOY IS THE LITTLE SYSTEM THAT COULD

**S**ince the release of Game Boy pocket, a quiet revolution has been going on around the world. It's the resurgence of the Game Boy as a major player in the video game industry. Recently, we've seen some great games, such as *Turok: War of the Bionosaurs* and *James Bond 007: Nightfire*. More are on the way—*Wario Land 2* from Nintendo and *Mickey Mouse Magic Wand* to name two. Later in PAK Watch we'll tell you about projects like Konami's *Goemon* for Game Boy and a new Looney Tunes title from Kemco. Nintendo has two unique RPGs, *Harvest Moon* and *The Fishing Adventure*. In Japan, *Super Game Boy II* is set to come out, featuring a Game Link port and new, preprogrammed borders. In North America, the ice Blue version of Game Boy pocket is being introduced. Next fall, *Pokémon (Pocket Monsters in Japan)* is set to sweep North America. For Game Boy fans, it just keeps getting better.



The ice Blue breed of Game Boy arrives this month.




# WARIO LAND II

## Nintendo's Bad Boy

**N**intendo's bad boy returns in March for his second starring role on Game Boy. Wario Land II covers new territory in two ways. It's the first original, eight-megabit Game Boy Game Pak ever, and every bit is mega-packed. And Wario Land II features a "no-die" form of game play that is revolutionary in a platform action game. Although the "no die" element suggests that Wario Land II might be a breeze, it really doesn't work that way. Having just received the final version of the game at Pak Watch, we found it to be very engaging and full of challenges. In some areas of the game you may not lose Wario, but you may have to repeat the area until you solve a puzzle or beat a boss. The object of Wario Land II is to find treasure in Wario's Castle and to try to figure out who has been booby-trapping the place. In each chapter, you're given a simple goal, like turning off the faucets that are flooding the



**"Wario Land II features 'no-die' game play that is revolutionary in a platform action game."**



castle. Then you have to set out to find the goal.

As is the case in the original Wario Land game, your path often takes detours and leads to secret bonus areas. Unlike that game, however, you don't look for special hats to help you on your way. Instead, Wario must be trans-

formed in comical ways. For instance, in the basement stage, Wario runs into a gap that he can't cross because he falls down the hole, and there is no way to jump across. The solution is to let Wario get pounded flat by an enemy in the basement. Once he's been pancaked, Wario is too wide to fall through the crack, so he can move on to the next area. That kind of puzzle-solving is at the heart of this game. As for the graphics, Wario Land II is the richest of

the Mario/Wario series to date, and the Super Game Boy sound and border is very impressive. Battery-backed memory and the auto-save features add to the mix. For action fans, this game is as rich in its small format as Yoshi's Story is on the N64, and it will be available next month.



# Pak Play

Hands-on previews of upcoming games.

## MIDWAY SET TO SHAKE, RATTLE AND ROLL WITH QUAKE 64

In spite of an only partially successful revamp to make Quake 64 a multiplayer game, and a near embargo on screen shots from id Software, Midway's port of the hit PC game is nearly complete. Although Pak Watch has had a playable



version for over a month, we weren't previously allowed to take screen shots. All that is changing, however, as the final game elements are in place. For those of

you unfamiliar with Quake and its success in the home computer market, it is the incredibly successful follow-up to Doom from id. It, too, is a first-person, 3-D shooter with hideous, demonic creatures who want only to dine on your internal organs. The only thing that keeps you alive is an arsenal of weapons fit for Rambo. The biggest innovation in the N64 version of Quake is the two-player death match mode. After seeing GoldenEye at E3, the developers at Midway wanted to give Quake a four-player option, but technical reasons and deadlines kept it down to two players. Still, the multi-player matches are fun, as is the adventure mode. The same development team that created Doom 64 has gone the next step in the Quake remake: The detailed graphic environments have some pretty horrific monsters living within their walls now, as you can



The 3-D badies in Quake 64 are more realistic and more hideous than those in Doom 64, and smarter, too.

see from the shots. You'll be able to see more of this game when we cover it in full in next month's Nintendo Power.

## ALL-MACARENA BASEBALL

The animation looks first rate in Acclaim's upcoming Major League Baseball entry for the N64, but we suspect that the preview tape we received won't have much in common with the final game. As a sneak peek, Acclaim sent us a video showing a bunch of Yankees players dancing the Macarena and YMCA. The animation is a step beyond NFL Quarterback Club '96, and like that game, All-Star Baseball will use the hi-res graphics mode of the N64. Acclaim promises a closer look next month and hopes to

release the game in April at the beginning of the '96 MLB season.



# GRAND MASTERS CONCEED TO VIRTUAL CHESS

**PAK  
WATCH**

One of the most ancient and popular games of all time is getting a 3-D facelift on the N64, thanks to Titus. Virtual Chess 64 features a version of Titus's world champion chess engine for 1996 and 1997. This brainy game really knows its moves, but that shouldn't scare off new chess players, because Titus has also included a chess tutorial presented by Titus the Fox and an "artificial stupidity" option that gives you a fighting chance. But Titus didn't stop there with its list of features. The most radical

options are the four-player modes in which four players can take on the CPU in four separate matches. One very entertaining player can even play four matches at once against the N64.



Certainly there is enough challenge in Virtual Chess 64 to keep even a Grand Master on the run, and if you really want some action, you can play your matches in 3-D battle mode. In this mode, dozens



pieces in real-time, 3-D action Battle mode doesn't change the nature and strategy of chess, but it adds to the fun. Eric Caen, president of Titus, knows a thing or two about chess since he was a junior champion

in his native France. Now, Eric hopes to spread his love of the game through the interactive medium of the N64.

Titus continues to be active in the international computer chess community, as well. In the recent

Grand Master Tournament in Clichy, France, Virtual Chess ranked fourth in total scoring with 2400 ELO points. The other competitors were carbon-based rather than silicon-based intelligences.

Not bad for a machine.

# MORE OF Z'S PLEEZE

Hold the presses! EAD, Nintendo's main game development division in Kyoto, sent us these shots just before our print deadline, but we were determined to share them with you. These exclusive pics of the two big Z games, *Zelda 64* and *F-Zero X*, show some never-before-seen elements. Like the castle in *Zelda* and the vehicle selection screen in *F-Zero X*. Can you

believe all these cast? Clearly, *Zelda 64* and *F-Zero X* remain on track.



Several Gorb and a host of other speedy space racers show up to compete on the headily hot *F-Zero* courses.



Link explores the palace, then helps a cave dweller. Notice the least map at the lower right.



**Pak Exclusive**

...just catching some Zs

# Pak Focus

Behind the scenes of game development

## WHAT'S UP AT IGUANA WEST

**Y**ou wouldn't expect to find one of the leading game developers in the U.S. tucked into offices above a juice bar in Salt Lake City, but if you want to find Iguana West, formerly known as Sculptured Software, that's where you have to look.

Recently, Pak Watch braved the snow and sleet of winter in Utah to check out two N64 projects for Acclaim that are in the works at Iguana West. But first, a little history. During its days as Sculptured Software, Iguana West created some of the

biggest hits for the Super NES, including the Star Wars series, in conjunction with Lucasarts, and NCAA Basketball and NHL Stanley Cup for Nintendo. At a time when most developers thought 3-D gaming was just a big piece of pie in the sky, Sculptured Software found ways to bring realistic, 3-D simulated action to the 16-bit games. So we traveled to the Great Basin, excited to get the first look ever at WWF: Warzone and NHL Breakaway '98, Iguana West's first 3-D games for the N64. We wanted to know if more than the name had changed.

### Wrestlemaniacs

Professional wrestling is not a sport for the timid or the sane. You have to be a little twisted to dress up in tights and grapple with a 300-pound, python-armed opponent while thousands of fans scream for your head. Of course, a lot of it is show business, and the development team at Iguana West seems to appreciate that. Although the game was still in component pieces during our visit, we noted two main focuses. First, WWF: Warzone will have a lot of flash. In fact, the game will



play out something like the televised WWF events, beginning with your arrival at the arena in a stretch limo, accompanied by a gorgeous groupie. During the tournament, you'll see 3-D cinematic animations of the other wrestlers who have grudges against you—the fools—and as part of the game you'll have to put them in their places. The flash in WWF doesn't stop there. The animation, which uses motion-capture data collected at Acclaim's state-of-the-art stu-



BULL DOG VS. UNDERTAKER  
MAY 18 GRAND BRAWLING BOXER



STEVE AUSTIN VS. MANKIND  
MAY 18 GRAND BRAWLING BOXER



AHMED VS. SHAMROCK  
MAY 18 GRAND BRAWLING BOXER



dio in New York, wouldn't be much smoother if it were live. Iguana hired two unknown pro wrestlers to perform the stunts and moves. But they also used the digitized images of each of the pros for the creation of the grudge challenges and to create some of the most life-like skin textures we've ever seen. When the Undertaker is in the ring, you recognize every feature. For fans, that's a huge plus.

## Get into the action

The best gimmick, and maybe the coolest feature in the game, has got to be the custom character editor. With this option you get to create a wrestler from scratch, choosing his (or her) physical characteristics, attributes, and even the costume. You begin by choosing one of 12 body types, including one female model, then you set physical features such as hair style and color. Maybe you want a Mohawk or a beard—it's all up to you. Dressing to kill is even more of an exercise in choice. With 25 preset costumes, each consisting of 10 pieces such as shoes, shorts, etc., and the ability to mix and match pieces any way you want, you can give your WWF contender any sort of look. When you've got your wrestler ready to rumble, save the data on a Controller Pak and take it to a friend's house. By winning matches, you'll gain points that can be spent to increase your speed, strength and other attributes.

## On the mat

After all the glitter and flash of the graphics and custom editor, you're probably wondering what the game play is like. Well, so are we. It's still in the construction phase. Certainly

all the pieces are there, like excellent animation and a library of 600 moves used by the real WWF stars. The design team wants to avoid making WWF another button masher like so many previous wrestling games, and their inspiration comes from fighting games such as Street Fighter II. To judge the success of that, we'll have to wait until a playable

test version of this 128-megabit

brawler is available

Iguana and Acclaim hope to complete the game by July and release it in September.

## The game plan

The second game we saw at Iguana West was NHL Breakaway '98, a hockey simulation that began life as a PlayStation title and has now stepped up to the N64. That was good news to us, because we had been dying to play this game ever since we had sneaked a peek at E3. As it turns out, NHL Breakaway for the N64 benefited from coming second to the PlayStation title. The programmers received valuable input about features that should be changed and improved in the game, and they worked them into the N64 version. One of those changes is the new default speed setting. Another improvement made to the 64-bit game was better defensive and offensive AI. The most obvious change, however, is to the graphics. The popping panels and preelated players of the PSX have given way to the smooth, detailed backgrounds and characters of the N64. Part of this is because

they've included new 3-D models and part is the result of using the N64's built-in graphics processing tools.

## On the ice

Whereas the Gretzky hockey games are essentially arcade games with simulation options, NHL Breakaway '98 is a simulation all the way. One of the best features is the one-button line selection option. Players can set up two defensive lines and three offensive lines to switch out with just the push of a button so it doesn't



interrupt the flow of the game. You can also set or change offensive and defensive strategies at any time, including arranging power play, penalty kill, and two-men down formations, or enabling options such as fatigue, big mode, goalie control and amount of contact. In addition to the NHL teams, 16 international teams (the same 16 national teams appearing in the Olympics) are included.

## Leaving Salt Lake

The result of months of 16-hour (or longer) days is a good-looking hockey game that rivals Gretzky, with six cameras, 30-frame per-second animation, Rumble Pak and Controller Pak compatibility, one- to four-player modes, NHL and NHLPA licenses, and some excellent game options. Playing NHL Breakaway was the highlight of our day at Iguana West, and it proved that the attention to detail for which Sculptured Software was famous is still part of the game plan at Iguana. With enthusiasm, creative ideas and considerable talent, Iguana West should be a great addition to the Acclaim and N64 families.




# Pak Peeks

What's breaking in the world of games.

## Fishing for RPGs

Natsume has an uncanny knack for finding unusual, but entertaining, games in the Japanese market and bringing them out in North America. The Fishing Adventure, due to be released in March, is the latest find, and it's possibly the most unusual RPG to date. Not only does this game have an RPG adventure based on catching a fish with magical healing powers, it also has a nurturing game very much like



Tomagotchi. In this game, you create a virtual fish tank and raise a fish from egghood. Word, definitely, but also captivating, as is the RPG. Nintendo Power will take a closer look down the road, or down the stream.

## The harvest is in

Natsume's success with last year's surprise RPG hit, Harvest Moon, has prompted the publisher to bring a Game Boy version of Harvest Moon to North America for release this spring, probably in April or May. In the case of this game, its appearance on Game Boy doesn't mean that it's smaller. In fact, the game has you doing more with addi-



tional characters, and more complexity than the original Super NES game. One major change is that you can play the role of a man or woman. You can choose a cat rather than a dog, which we suppose is particularly useful if you have mice in the barn. With excellent graphics, hours and hours of game play, and a solid reputation, this new Harvest should be the best ever. Thanks, Natsume.

## M-I-C-K-E-Y M-O-U-S-E

Mickey Mouse Magic Wand, a Game Boy title from Kemco that appeared in Europe and Japan, is now coming out in North America from Nintendo of America. Kemco and Nintendo teamed up earlier to bring Game Boy players the Player's Choice title, Bugs Bunny Crazy Castle II, which sold an amazing number of copies over the past year—and that game had been previously released in North America. Kemco has more Game Boy plans, as well. Our Pak Watch source at Kemco revealed that the publisher has begun work on a new puzzle game that incorporates the Looney Tunes license. Design documents on the game hint that play may have been inspired by the hit, Tetris Attack, from Nintendo. We probably won't see the finished product until next fall. On the N64 front, Kemco is working on four titles, including Twisted Edge Snowboarding, Krile Edge and two undisclosed titles.

## Mystical Ninja Lite

Call it the year of Mystical Ninja. Konami plans on reintroducing the Goemon character to North America in two forms. You already know about the N64 game; now, close on its heels is a Game Boy Mystical Ninja that is also due to be released early this year. The two titles may share some of the same story elements and characters, but the play experience is quite different. The Game Boy Mystical Ninja is much closer to the original Super NES Mystical Ninja game, which itself was comparable to a Zelda game. There's lots of action in the overhead perspective, plus a continuing plot and interaction with good and bad characters. You can play with two characters in addition to Goemon. Ebeumaru is a happy-go-lucky guy, and Sasuke is a robot ninja. Although the setting is during the Edo period in Japan, the game action is universal and challenging. A password allows players to save their adventures as they progress. The N64 Goemon may have the flash, but this Game Boy sibling is every bit as fun.



# COMING SOON

## Players choose, and other news

Perhaps the best news of the month comes from Nintendo of America, which recently announced the creation of a Player's Choice lineup of N64 games with a new, lower price point. The first batch of N64 Player's Choice titles includes Super Mario 64, Star Wars: Shadows of the Empire, Yurki! Dinosaur Hunter, and four other titles, all selling for an amazing \$39.95 MSRP. Bargain prices are nothing new in the video game world, but a price like this on these best-selling titles is unprecedented. Welcome to the fest!

Not quite ready for feasting is Tonic Trouble from Libi Soft, which is still several months away from release, but progressing nicely according to our sources. What's in store for Ed the alien? He'll run into killer veggies, an upside-down pyramid world and an underwater Atlantis, for starters. We hope to have a full preview for you next month. On another front, Libi has also decided against publishing the two Seto titles, St. Andrews Old Course and Wild Choppers.

Next month, we also hope to have screen shots and more information on Milo's Bowl-o-Rama for the N64 from Cave Entertainment. Cave tells us that Milo's is not your run-of-the-mill bowling simulation. In fact, this game may turn out to be quite a surprise. Parts of the game are more like miniature-golf with obstacles in the lanes. Another element of the game allows you to open new areas by achieving special goals.



## Virtual Chess 64



## March All-Star Baseball '98



## April NBA Courtside



## April 27 '98 MLB featuring Ken Griffey Jr.



## May 25 '98 Banjo-Kazooie



## July 27 '98 WWF: Warzone



HUNTER VS. AHMED JOHNSON  
WRESTLING IN THE RING

September

# PAK WATCH

# RELEASE FORECAST



1600° SNOWBOARDING  
ALL-STAR BASEBALL '98  
RAMBO: RAZOOIE  
CONNER'S QUIST  
DRACULA 2-D  
DUAL HEROES  
EARTHBOUND 64  
EARTHWORM JIM 2  
F-ZERO X  
FORSAKEN  
GEX II: ENTER THE GECKO  
HYROD HEAVEN  
RIBBIT EDGE  
LAST LEGION LIX  
MISSION: IMPOSSIBLE  
MUR FLUTERING NIM GRIFFITY, JR.  
MUR STRIKE ZONE '98  
MORTAL KOMBAT IV  
NBA COURTSIDE  
NBA IN THE ZONE '98  
NFL BREAKAWAY '98  
OASIS 64  
OASIS 64  
QUEST 64  
SILJON VALLEY  
SPACE CIRCUS  
SUMO 64  
TOMK TR OUMLE  
TURBO 2  
TWISTED EDGE SNOWBOARDING  
ULTRA LODGE BUNNER  
UMRAT  
VIRTUAL CHESS 64  
N64 NITRO  
HETRIX  
WWF: WARZONE  
ZELDA 64

SPRING '98  
SPRING '98  
SUMMER '98  
SUMMER '98  
SUMMER '98  
SUMMER '98  
FALL '98  
SUMMER '98  
SUMMER '98  
SPRING '98  
SUMMER '98  
SUMMER '98  
FALL '98  
SPRING '98  
SUMMER '98  
SPRING '98  
SUMMER '98  
SPRING '98  
WINTER '98  
WINTER '98  
WINTER '98  
SPRING '98  
SUMMER '98  
SUMMER '98  
SPRING '98  
SPRING '98  
SUMMER '98  
SUMMER '98  
SPRING '98  
SPRING '98  
SUMMER '98  
SUMMER '98  
SPRING '98  
SUMMER '98  
FALL '98  
FALL '98



HUST-A-MOVE II  
CASTLEMANIA LEGIONS  
GAME & WATCH GALLERY II  
HARVEST MOON  
THE FISHING ADVENTURE  
MAJI MALLARD IN COLD SNOWD  
MYSTICAL NINJA STARRING GOGMON  
MARIO LAND II

WINTER '98  
WINTER '98  
WINTER '98  
SPRING '98  
SPRING '98  
WINTER '98  
WINTER '98  
WINTER '98

Here it comes—1080° Snowboarding, the first snowboarding game from Nintendo! It's rushing into stores faster than a roaring avalanche. Step into our boots next month and take an exclusive run through 1080's five game modes. The stunning photos in next month's review will send shivers down your spine.



## Yoshi's Story: Part 2

The first chapter of stages in Yoshi's story might seem like no sweat, but there are some snarler scenes in this storybook adventure. Get tips, hints and maps for the final four levels in the game.



## NBA IN THE ZONE

Casper develops the strategy for robbing, but not with this season's lineup of N64 round ball titles. Next month we'll preview Konami's NBA in the Zone to find out if this title will lead the league.



## QUEST 64 Preview

The wait is over...THQ's Quest 64, the first role-playing game for the N64, will soon land on store shelves. The March issue of Power will include a special Quest 64 preview, complete with an overview of the game's characters, places, features and creatures.



- |  |  |  |  |
|--|--|--|--|
| <ul style="list-style-type: none"> <li>101 Action/Adventure</li> <li>102 Action/Adventure</li> <li>103 Action/Adventure</li> <li>104 Action/Adventure</li> <li>105 Action/Adventure</li> <li>106 Action/Adventure</li> <li>107 Action/Adventure</li> <li>108 Action/Adventure</li> <li>109 Action/Adventure</li> <li>110 Action/Adventure</li> <li>111 Action/Adventure</li> <li>112 Action/Adventure</li> <li>113 Action/Adventure</li> <li>114 Action/Adventure</li> <li>115 Action/Adventure</li> <li>116 Action/Adventure</li> <li>117 Action/Adventure</li> <li>118 Action/Adventure</li> <li>119 Action/Adventure</li> <li>120 Action/Adventure</li> <li>121 Action/Adventure</li> <li>122 Action/Adventure</li> <li>123 Action/Adventure</li> <li>124 Action/Adventure</li> <li>125 Action/Adventure</li> <li>126 Action/Adventure</li> <li>127 Action/Adventure</li> <li>128 Action/Adventure</li> <li>129 Action/Adventure</li> <li>130 Action/Adventure</li> <li>131 Action/Adventure</li> <li>132 Action/Adventure</li> <li>133 Action/Adventure</li> <li>134 Action/Adventure</li> <li>135 Action/Adventure</li> <li>136 Action/Adventure</li> <li>137 Action/Adventure</li> <li>138 Action/Adventure</li> <li>139 Action/Adventure</li> <li>140 Action/Adventure</li> <li>141 Action/Adventure</li> <li>142 Action/Adventure</li> <li>143 Action/Adventure</li> <li>144 Action/Adventure</li> <li>145 Action/Adventure</li> <li>146 Action/Adventure</li> <li>147 Action/Adventure</li> <li>148 Action/Adventure</li> <li>149 Action/Adventure</li> <li>150 Action/Adventure</li> <li>151 Action/Adventure</li> <li>152 Action/Adventure</li> <li>153 Action/Adventure</li> <li>154 Action/Adventure</li> <li>155 Action/Adventure</li> <li>156 Action/Adventure</li> <li>157 Action/Adventure</li> <li>158 Action/Adventure</li> <li>159 Action/Adventure</li> <li>160 Action/Adventure</li> <li>161 Action/Adventure</li> <li>162 Action/Adventure</li> <li>163 Action/Adventure</li> <li>164 Action/Adventure</li> <li>165 Action/Adventure</li> <li>166 Action/Adventure</li> <li>167 Action/Adventure</li> <li>168 Action/Adventure</li> <li>169 Action/Adventure</li> <li>170 Action/Adventure</li> <li>171 Action/Adventure</li> <li>172 Action/Adventure</li> <li>173 Action/Adventure</li> <li>174 Action/Adventure</li> <li>175 Action/Adventure</li> <li>176 Action/Adventure</li> <li>177 Action/Adventure</li> <li>178 Action/Adventure</li> <li>179 Action/Adventure</li> <li>180 Action/Adventure</li> <li>181 Action/Adventure</li> <li>182 Action/Adventure</li> <li>183 Action/Adventure</li> <li>184 Action/Adventure</li> <li>185 Action/Adventure</li> <li>186 Action/Adventure</li> <li>187 Action/Adventure</li> <li>188 Action/Adventure</li> <li>189 Action/Adventure</li> <li>190 Action/Adventure</li> <li>191 Action/Adventure</li> <li>192 Action/Adventure</li> <li>193 Action/Adventure</li> <li>194 Action/Adventure</li> <li>195 Action/Adventure</li> <li>196 Action/Adventure</li> <li>197 Action/Adventure</li> <li>198 Action/Adventure</li> <li>199 Action/Adventure</li> <li>200 Action/Adventure</li> </ul> | <ul style="list-style-type: none"> <li>201 Action/Adventure</li> <li>202 Action/Adventure</li> <li>203 Action/Adventure</li> <li>204 Action/Adventure</li> <li>205 Action/Adventure</li> <li>206 Action/Adventure</li> <li>207 Action/Adventure</li> <li>208 Action/Adventure</li> <li>209 Action/Adventure</li> <li>210 Action/Adventure</li> <li>211 Action/Adventure</li> <li>212 Action/Adventure</li> <li>213 Action/Adventure</li> <li>214 Action/Adventure</li> <li>215 Action/Adventure</li> <li>216 Action/Adventure</li> <li>217 Action/Adventure</li> <li>218 Action/Adventure</li> <li>219 Action/Adventure</li> <li>220 Action/Adventure</li> <li>221 Action/Adventure</li> <li>222 Action/Adventure</li> <li>223 Action/Adventure</li> <li>224 Action/Adventure</li> <li>225 Action/Adventure</li> <li>226 Action/Adventure</li> <li>227 Action/Adventure</li> <li>228 Action/Adventure</li> <li>229 Action/Adventure</li> <li>230 Action/Adventure</li> <li>231 Action/Adventure</li> <li>232 Action/Adventure</li> <li>233 Action/Adventure</li> <li>234 Action/Adventure</li> <li>235 Action/Adventure</li> <li>236 Action/Adventure</li> <li>237 Action/Adventure</li> <li>238 Action/Adventure</li> <li>239 Action/Adventure</li> <li>240 Action/Adventure</li> <li>241 Action/Adventure</li> <li>242 Action/Adventure</li> <li>243 Action/Adventure</li> <li>244 Action/Adventure</li> <li>245 Action/Adventure</li> <li>246 Action/Adventure</li> <li>247 Action/Adventure</li> <li>248 Action/Adventure</li> <li>249 Action/Adventure</li> <li>250 Action/Adventure</li> <li>251 Action/Adventure</li> <li>252 Action/Adventure</li> <li>253 Action/Adventure</li> <li>254 Action/Adventure</li> <li>255 Action/Adventure</li> <li>256 Action/Adventure</li> <li>257 Action/Adventure</li> <li>258 Action/Adventure</li> <li>259 Action/Adventure</li> <li>260 Action/Adventure</li> <li>261 Action/Adventure</li> <li>262 Action/Adventure</li> <li>263 Action/Adventure</li> <li>264 Action/Adventure</li> <li>265 Action/Adventure</li> <li>266 Action/Adventure</li> <li>267 Action/Adventure</li> <li>268 Action/Adventure</li> <li>269 Action/Adventure</li> <li>270 Action/Adventure</li> <li>271 Action/Adventure</li> <li>272 Action/Adventure</li> <li>273 Action/Adventure</li> <li>274 Action/Adventure</li> <li>275 Action/Adventure</li> <li>276 Action/Adventure</li> <li>277 Action/Adventure</li> <li>278 Action/Adventure</li> <li>279 Action/Adventure</li> <li>280 Action/Adventure</li> <li>281 Action/Adventure</li> <li>282 Action/Adventure</li> <li>283 Action/Adventure</li> <li>284 Action/Adventure</li> <li>285 Action/Adventure</li> <li>286 Action/Adventure</li> <li>287 Action/Adventure</li> <li>288 Action/Adventure</li> <li>289 Action/Adventure</li> <li>290 Action/Adventure</li> <li>291 Action/Adventure</li> <li>292 Action/Adventure</li> <li>293 Action/Adventure</li> <li>294 Action/Adventure</li> <li>295 Action/Adventure</li> <li>296 Action/Adventure</li> <li>297 Action/Adventure</li> <li>298 Action/Adventure</li> <li>299 Action/Adventure</li> <li>300 Action/Adventure</li> </ul> | <ul style="list-style-type: none"> <li>301 Action/Adventure</li> <li>302 Action/Adventure</li> <li>303 Action/Adventure</li> <li>304 Action/Adventure</li> <li>305 Action/Adventure</li> <li>306 Action/Adventure</li> <li>307 Action/Adventure</li> <li>308 Action/Adventure</li> <li>309 Action/Adventure</li> <li>310 Action/Adventure</li> <li>311 Action/Adventure</li> <li>312 Action/Adventure</li> <li>313 Action/Adventure</li> <li>314 Action/Adventure</li> <li>315 Action/Adventure</li> <li>316 Action/Adventure</li> <li>317 Action/Adventure</li> <li>318 Action/Adventure</li> <li>319 Action/Adventure</li> <li>320 Action/Adventure</li> <li>321 Action/Adventure</li> <li>322 Action/Adventure</li> <li>323 Action/Adventure</li> <li>324 Action/Adventure</li> <li>325 Action/Adventure</li> <li>326 Action/Adventure</li> <li>327 Action/Adventure</li> <li>328 Action/Adventure</li> <li>329 Action/Adventure</li> <li>330 Action/Adventure</li> <li>331 Action/Adventure</li> <li>332 Action/Adventure</li> <li>333 Action/Adventure</li> <li>334 Action/Adventure</li> <li>335 Action/Adventure</li> <li>336 Action/Adventure</li> <li>337 Action/Adventure</li> <li>338 Action/Adventure</li> <li>339 Action/Adventure</li> <li>340 Action/Adventure</li> <li>341 Action/Adventure</li> <li>342 Action/Adventure</li> <li>343 Action/Adventure</li> <li>344 Action/Adventure</li> <li>345 Action/Adventure</li> <li>346 Action/Adventure</li> <li>347 Action/Adventure</li> <li>348 Action/Adventure</li> <li>349 Action/Adventure</li> <li>350 Action/Adventure</li> <li>351 Action/Adventure</li> <li>352 Action/Adventure</li> <li>353 Action/Adventure</li> <li>354 Action/Adventure</li> <li>355 Action/Adventure</li> <li>356 Action/Adventure</li> <li>357 Action/Adventure</li> <li>358 Action/Adventure</li> <li>359 Action/Adventure</li> <li>360 Action/Adventure</li> <li>361 Action/Adventure</li> <li>362 Action/Adventure</li> <li>363 Action/Adventure</li> <li>364 Action/Adventure</li> <li>365 Action/Adventure</li> <li>366 Action/Adventure</li> <li>367 Action/Adventure</li> <li>368 Action/Adventure</li> <li>369 Action/Adventure</li> <li>370 Action/Adventure</li> <li>371 Action/Adventure</li> <li>372 Action/Adventure</li> <li>373 Action/Adventure</li> <li>374 Action/Adventure</li> <li>375 Action/Adventure</li> <li>376 Action/Adventure</li> <li>377 Action/Adventure</li> <li>378 Action/Adventure</li> <li>379 Action/Adventure</li> <li>380 Action/Adventure</li> <li>381 Action/Adventure</li> <li>382 Action/Adventure</li> <li>383 Action/Adventure</li> <li>384 Action/Adventure</li> <li>385 Action/Adventure</li> <li>386 Action/Adventure</li> <li>387 Action/Adventure</li> <li>388 Action/Adventure</li> <li>389 Action/Adventure</li> <li>390 Action/Adventure</li> <li>391 Action/Adventure</li> <li>392 Action/Adventure</li> <li>393 Action/Adventure</li> <li>394 Action/Adventure</li> <li>395 Action/Adventure</li> <li>396 Action/Adventure</li> <li>397 Action/Adventure</li> <li>398 Action/Adventure</li> <li>399 Action/Adventure</li> <li>400 Action/Adventure</li> </ul> | <ul style="list-style-type: none"> <li>401 Action/Adventure</li> <li>402 Action/Adventure</li> <li>403 Action/Adventure</li> <li>404 Action/Adventure</li> <li>405 Action/Adventure</li> <li>406 Action/Adventure</li> <li>407 Action/Adventure</li> <li>408 Action/Adventure</li> <li>409 Action/Adventure</li> <li>410 Action/Adventure</li> <li>411 Action/Adventure</li> <li>412 Action/Adventure</li> <li>413 Action/Adventure</li> <li>414 Action/Adventure</li> <li>415 Action/Adventure</li> <li>416 Action/Adventure</li> <li>417 Action/Adventure</li> <li>418 Action/Adventure</li> <li>419 Action/Adventure</li> <li>420 Action/Adventure</li> <li>421 Action/Adventure</li> <li>422 Action/Adventure</li> <li>423 Action/Adventure</li> <li>424 Action/Adventure</li> <li>425 Action/Adventure</li> <li>426 Action/Adventure</li> <li>427 Action/Adventure</li> <li>428 Action/Adventure</li> <li>429 Action/Adventure</li> <li>430 Action/Adventure</li> <li>431 Action/Adventure</li> <li>432 Action/Adventure</li> <li>433 Action/Adventure</li> <li>434 Action/Adventure</li> <li>435 Action/Adventure</li> <li>436 Action/Adventure</li> <li>437 Action/Adventure</li> <li>438 Action/Adventure</li> <li>439 Action/Adventure</li> <li>440 Action/Adventure</li> <li>441 Action/Adventure</li> <li>442 Action/Adventure</li> <li>443 Action/Adventure</li> <li>444 Action/Adventure</li> <li>445 Action/Adventure</li> <li>446 Action/Adventure</li> <li>447 Action/Adventure</li> <li>448 Action/Adventure</li> <li>449 Action/Adventure</li> <li>450 Action/Adventure</li> <li>451 Action/Adventure</li> <li>452 Action/Adventure</li> <li>453 Action/Adventure</li> <li>454 Action/Adventure</li> <li>455 Action/Adventure</li> <li>456 Action/Adventure</li> <li>457 Action/Adventure</li> <li>458 Action/Adventure</li> <li>459 Action/Adventure</li> <li>460 Action/Adventure</li> <li>461 Action/Adventure</li> <li>462 Action/Adventure</li> <li>463 Action/Adventure</li> <li>464 Action/Adventure</li> <li>465 Action/Adventure</li> <li>466 Action/Adventure</li> <li>467 Action/Adventure</li> <li>468 Action/Adventure</li> <li>469 Action/Adventure</li> <li>470 Action/Adventure</li> <li>471 Action/Adventure</li> <li>472 Action/Adventure</li> <li>473 Action/Adventure</li> <li>474 Action/Adventure</li> <li>475 Action/Adventure</li> <li>476 Action/Adventure</li> <li>477 Action/Adventure</li> <li>478 Action/Adventure</li> <li>479 Action/Adventure</li> <li>480 Action/Adventure</li> <li>481 Action/Adventure</li> <li>482 Action/Adventure</li> <li>483 Action/Adventure</li> <li>484 Action/Adventure</li> <li>485 Action/Adventure</li> <li>486 Action/Adventure</li> <li>487 Action/Adventure</li> <li>488 Action/Adventure</li> <li>489 Action/Adventure</li> <li>490 Action/Adventure</li> <li>491 Action/Adventure</li> <li>492 Action/Adventure</li> <li>493 Action/Adventure</li> <li>494 Action/Adventure</li> <li>495 Action/Adventure</li> <li>496 Action/Adventure</li> <li>497 Action/Adventure</li> <li>498 Action/Adventure</li> <li>499 Action/Adventure</li> <li>500 Action/Adventure</li> </ul> |
|--|--|--|--|



## Players choose, and other news

Perhaps the best news of the month comes from Nintendo of America, which recently announced the creation of a Player's Choice lineup of N64 games with a new, lower price point. The first batch of N64 Player's Choice titles includes Super Mario 64, Star Wars: Shadows of the Empire, Kurok: Dinosaur Hunter, and four other titles, all selling for an amazing \$39.95 MSRP. Baggan prices are nothing new in the video game world, but a price like this on these best-selling titles is unprecedented. Welcome to the feast.

Not quite ready for feasting is Toxic Trouble from Ubi Soft, which is still several months away from release, but progressing nicely according to our sources. What's in store for Ed the alien? He'll run into killer veggies, an upside-down pyramid world and an underwater Atlantis, for starters. We hope to have a full preview for you next month. On another front, Ubi has also decided against publishing the two Sega titles, St. Andrews Old Course and Wild Choppers.

Next month, we also hope to have screen shots and more information on Milo's Bowl-o-Rama for the N64 from Crave Entertainment. Crave tells us that Milo's is not your run-of-the-mill bowling simulation. In fact, this game may turn out to be quite a surprise. Parts of the game are more like miniature golf with obstacles in the lanes. Another element of the game allows you to open new areas by achieving special goals.



## Virtual Chess 64



March

## All-Star Baseball '98



April

## NBA Courtside



April 27 '98

## MLB featuring Ken Griffey Jr.



May 25 '98

## Banjo-Kazooie



July 27 '98

## WWF: Warzone



HUNTER vs. AHMED JOHNSON  
ILLUSTRATION BY JAMES HARRINGTON  
**September**

# RELEASE FORECAST



**DMO'S SNOWBOARDING**  
**ALL-STAR BASEBALL '98**  
**BAKURO-KAZOOIE**  
**CONNER'S OBST**  
**DRACULA 3-D**  
**DUAL HEROES**  
**EARTHBOUND 64**  
**EARTHWORM JIM 3**  
**F-ZERO X**  
**IBRAHEIM**  
**GEX II: ENTER THE GEDND**  
**HYBRID HEAVEN**  
**KNIFE EDGE**  
**LASTLORDS 2X**  
**MISSION: IMPOSSIBLE**  
**NBA FEATURING KEN GRIFFEY, JR.**  
**NBA STRIKE ZONE '98**  
**IMMORTAL KOWRAT IV**  
**NBA COURTSIDE**  
**NBA IN THE ZONE '98**  
**NHL BREAKAWAY '98**  
**OUAKE 64**  
**QUEST 64**  
**SILICON VALLEY**  
**SPACE CIRCUS**  
**SUMO 64**  
**TONIC TROUBLE**  
**TUROK 2**  
**TWISTED EDGE SNOWBOARDING**  
**ULTRA LODGE RUNNER**  
**UNREAL**  
**VIRTUAL CHESS 64**  
**WCW NITRO**  
**WETRIX**  
**WWF: WARZONE**  
**ZELDA 64**

SPRING '98  
 SPRING '98  
 SUMMER '98  
 SUMMER '98  
 SUMMER '98  
 SUMMER '98  
 FALL '98  
 SUMMER '98  
 SUMMER '98  
 SPRING '98  
 SUMMER '98  
 SUMMER '98  
 FALL '98  
 SPRING '98  
 SUMMER '98  
 SPRING '98  
 SPRING '98  
 SUMMER '98  
 SPRING '98  
 WINTER '98  
 WINTER '98  
 WINTER '98  
 SPRING '98  
 SUMMER '98  
 SPRING '98  
 SPRING '98  
 SPRING '98  
 SPRING '98  
 SPRING '98  
 SPRING '98  
 SPRING '98  
 FALL '98  
 FALL '98



**RUST-A-MOVE II**  
**CASTLEMANIA LEGENDS**  
**GAME & WATCH GALLERY II**  
**HARVEST MOON**  
**THE FISHING ADVENTURE**  
**MAJI MALLARD IN COLD SHADOW**  
**MYSTICAL NINJA STARRING GOEMON**  
**NARRO LAND II**

WINTER '98  
 WINTER '98  
 WINTER '98  
 SPRING '98  
 SPRING '98  
 WINTER '98  
 WINTER '98  
 WINTER '98



# BEST



# BETTER

## 39.95

**\*This is the manufacturer's suggested retail price. You're not seeing things. This is for real. Real Player's Choice N64 classics at a really low price. Yeah well, you wonder, at this price something has to be different. OK, so Star Fox doesn't have the Rumble Pak—at \$39.95, what do you expect? But you can rock and roll anyway because the action is still packed in every top title you see here. And in case your knuckles are still in your eyes, you may not have noticed these games going for a very cool price.**



*Our goal is to try and preserve classic videogame magazines  
from years gone by before they are lost forever.*

*Thanks goes out to all the people who make this possible.  
From the original editors and writers,  
to everyone involved in acquiring and digitizing these magazines.*

*People interested in helping us out, in whatever way possible.  
Either by donating classic magazines, scanning, editing or distributing them,  
visit us at <http://www.retromags.com>*

*We are only interested in preserving classic magazines  
that are at least 5 years out of print.*

*We have no desire or intention to profit from these in any way.  
So please, if you come across people trying to sell these releases, don't support them!*

*Thank You and ENJOY!*

